



Generali Equity Syariah

March 2022

EQUITY UNIT LINK

ABOUT THE COMPANY

Generali Group is a group of companies, established from Italy in 1831 with a strong international network. Generali Group is one of Europe's largest insurance providers, the biggest European life insurer, operates in 50 countries worldwide, and has a GWP revenue of €70.7 billion in year 2020. Supported by 72 thousand employees and 65.9 million customers, the Generali Group occupies a leadership position in all European markets and an increasingly important place in Asia and Latin America. In 2017, the Generali Group was awarded as one of The Most Sustainable Company in the World by Corporate Knights. PT Asuransi Jiwa Generali Indonesia (Generali Indonesia) is a subsidiary of the Generali Group, which has been operating in Indonesia since 2009, and is a life insurance company registered and supervised by the Financial Services Authority. Generali Indonesia develops its business through multi-distribution channels, namely group employee benefit, agency and Bancassurance, located in more than 40 cities in Indonesia.

INVESTMENT OBJECTIVE

To provide optimum return in the long-run within a measurable risk.

RISK CATEGORY

High

PORTFOLIO ALLOCATION DETAILS

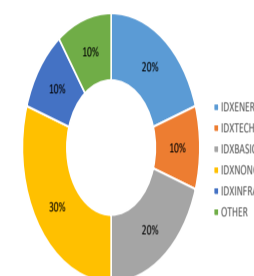
Cash	24.99%
Money Market	0.00%
Fixed Income	0.00%
Equity	75.01%

UNIT PRICE	950
-------------------	------------

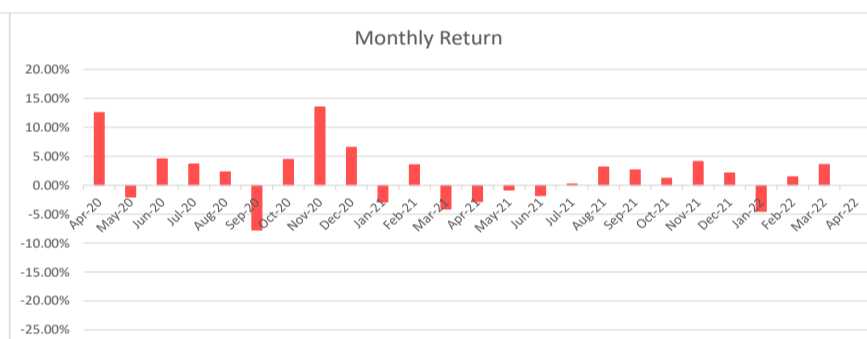
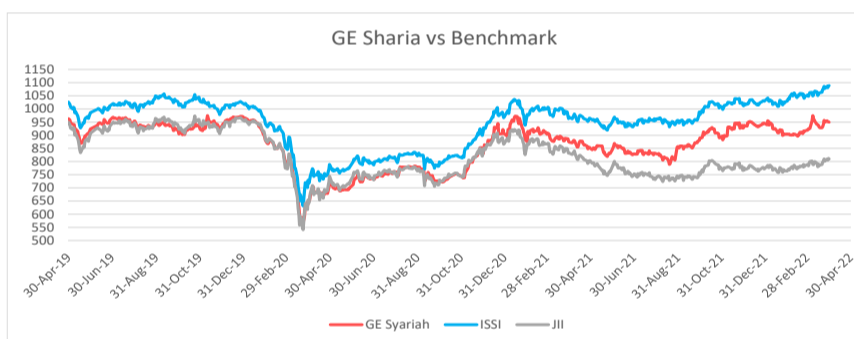
TOP HOLDING (In Alphabetical Order)

RD Batavia Dana Saham Syariah (Batavia Prosperindo Asset Management)
 RD BNP Paribas Pesona Syariah (BNP Paribas Asset Management Indonesia)
 RD Mandiri Investa Atraktif Syariah (Mandiri Manajemen Investasi)
 RD TRIM Syariah Saham (Trimegah Asset Management)
 Summarecon Agung Tbk PT

SECTOR ALLOCATION



*No related Parties



INVESTMENT RETURN	1mth	3mth	YTD	2021	2020	2019	2018	Since Inception
Generali Equity Syariah	3.56%	0.35%	0.35%	4.25%	-6.51%	4.17%	-6.72%	-5.01%
JII Index*	3.28%	5.01%	5.01%	-10.85%	-9.69%	1.88%	-9.73%	-18.99%
ISSI Index**	3.95%	5.76%	5.76%	6.50%	-5.46%	2.03%	-3.09%	8.86%

*JII (Jakarta Islamic Index)

**ISSI (Index Saham Syariah Indonesia)

Market Commentary

Generali Equity Syariah recorded performance of +3.56% in March 2022. JII recorded a performance of +3.28% mom and ISSI recorded +3.95% mom. The positive performance this month could be attributed to the following. Firstly, the surging commodity prices positively influenced the Indonesian economy, as reflected in several rising sector indexes (i.e., Energy 11.85%, Industrials 6.78%, Technology 6.76%, Raw Goods 6.14%). In addition, there is an abundant positive sentiment from the listing of many upcoming IPOs (including GOTO). The growth in the Indonesian stock market could be represented by these shares from various sectors (e.g., ADMR 83.20%, ASII 13.36%, EMTK 18.36%, TPIA 11.91%, TLKM 5.35%, AMRT 39.45%, BYAN 15.45%, MDKA 17.05%, INCO 24.07%, ADRO 14.44%). This encouraging outlook may have attracted more investors. Secondly, the easing of social distancing restrictions (from level 3 to level 2) for the upcoming holiday period may have helped increase capital mobility. Thus, these two factors may have contributed to the positive stock market.

OTHER INFORMATION

Launching Date	: 20 December 2017
Currency	: IDR
Total AUM Generali EQ Sharia	: Rp 27,828,157,933.14
Total Unit	: 29,296,092.7900 units
Management Fee	: up to 2.50% p.a
Fund Manager	: Generali Indonesia
Custodian Bank	: Deutsche Bank
Valuation Method	: Daily

DISCLAIMER :

GENERALI EQUITY SHARIA IS A FUND ON UNIT-LINK PRODUCT OFFERED BY PT ASURANSI JIWA GENERALI INDONESIA. THIS REPORT HAS BEEN PREPARED BY PT ASURANSI JIWA GENERALI INDONESIA FOR INFORMATIONAL PURPOSE ONLY. THIS REPORT IS NOT A SOLICITATION TO SUBSCRIBE. ALL RELEVANT THINGS HAS BEEN CONSIDERED TO MAKE SURE THE REPORT IS CORRECT, BUT THERE IS NO GUARANTEE THAT THE INFORMATION IS ACCURATE AND COMPLETE. PT ASURANSI JIWA GENERALI INDONESIA SHALL ASSUME NO LIABILITY FOR ANY LOSS ARISING FROM RELIANCE ON IT. PAST PERFORMANCE IS NOT NECESSARILY A GUIDE TO FUTURE PERFORMANCE. THE UNIT PRICE MAY RISE AS WELL AS FALL AND AS SUCH PERFORMANCE CANNOT BE GUARANTEED. POTENTIAL INVESTOR SHOULD CONSULT THEIR FINANCIAL CONSULTANT BEFORE INVESTING.



Generali Fixed Income Syariah

March 2022

FIXED INCOME UNIT LINK

ABOUT THE COMPANY

Generali Group is a group of companies, established from Italy in 1831 with a strong international network. Generali Group is one of Europe's largest insurance providers, the biggest European life insurer, operates in 50 countries worldwide, and has a GWP revenue of €70.7 billion in year 2020. Supported by 72 thousand employees and 65.9 million customers, the Generali Group occupies a leadership position in all European markets and an increasingly important place in Asia and Latin America. In 2017, the Generali Group was awarded as one of The Most Sustainable Company in the World by Corporate Knights. PT Asuransi Jiwa Generali Indonesia (Generali Indonesia) is a subsidiary of the Generali Group, which has been operating in Indonesia since 2009, and is a life insurance company registered and supervised by the Financial Services Authority. Generali Indonesia develops its business through multi-distribution channels, namely group employee benefit, agency and Bancassurance, located in more than 40 cities in Indonesia.

INVESTMENT OBJECTIVE

To achieve a competitive total return, consisting of capital growth and regular income, through an actively managed portfolio investing primarily in Sharia Compliance debt securities.

RISK CATEGORY

Medium

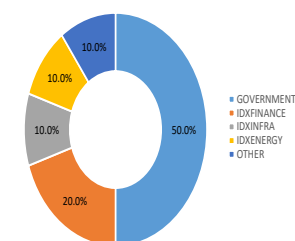
PORTFOLIO ALLOCATION DETAILS

Cash	25.55%
Money Market	0.00%
Bonds	74.45%

TOP HOLDING (In Alphabetical Order)

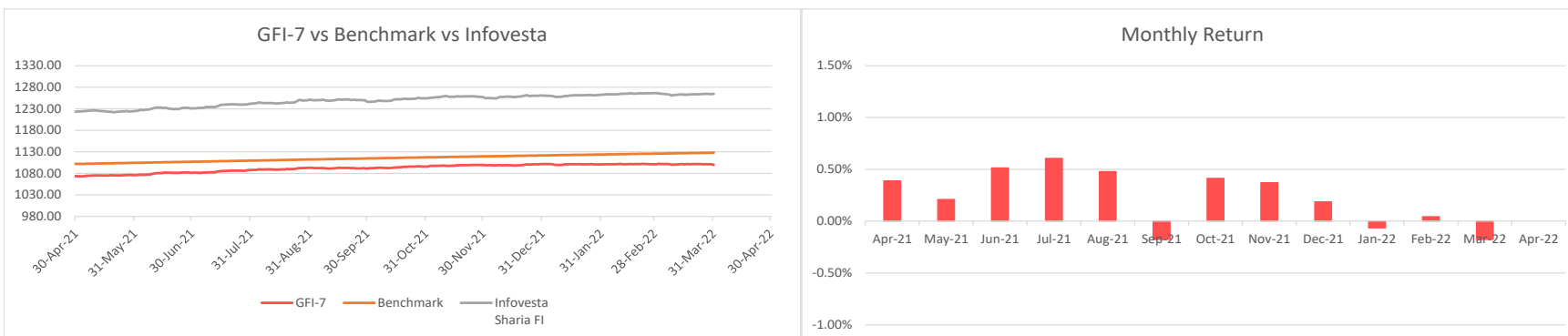
PBS032
 RD Bahana MES Syariah Fund (Bahana TCW Investment Management)
 RD Mandiri Investa Dana Syariah (Mandiri Manajemen Investasi)

SECTOR ALLOCATION



UNIT PRICE	1,100
-------------------	--------------

*No related Parties



INVESTMENT RETURN	1mth	3mth	YTD	2021	2020	2019	Since Inception
Generali Fixed Income Syariah	-0.18%	-0.20%	-0.20%	2.59%	3.60%	3.65%	9.95%
Benchmark*	0.21%	0.57%	0.57%	2.82%	4.05%	4.85%	12.80%
Infovesta Sharia FI Fund Index	-0.12%	0.29%	0.29%	2.75%	10.57%	10.99%	26.46%

*TD Syariah + 1% (net)

** Infovesta Sharia Fixed Income Fund Index

Market Commentary

Generali Fixed Income Syariah recorded performance of -0.18% in March 2022. In March, the 5-year government bond yield rose from 5.406% to 5.686%, and the 10-year yield from 6.607% to 6.850%. The FED has started to hike the interest rate by 25 bp, with an expected six additional hikes (to combat the rising US inflation) to reach about 1.9% by the year-end. This signals that BI might follow suit, and hence the bond market prices will decline accordingly. In addition, the surging commodity prices probably made the stock market (overweight in commodity shares) more attractive than the fixed income market this month. Meanwhile, BI still maintained its rates at 3.5% considering the mild inflation rate (March CPI of Indonesia 2.64% YoY vs USA 8.5% YoY) and the stable exchange rate at around USD/IDR 14,357.

OTHER INFORMATION

Launching Date	: 31 March 2012
Currency	: IDR
Total AUM Generali FI Syariah	: Rp 1,611,638,076.44
Total Unit	: 1,465,782.3770 units
Management Fee	: up to 2.50% p.a
Fund Manager	: Generali Indonesia
Custodian Bank	: Deutsche Bank
Valuation Method	: Daily

DISCLAIMER :

GENERALI FIXED INCOME SYARIAH IS A FUND ON UNIT-LINK PRODUCT OFFERED BY PT ASURANSI JIWA GENERALI INDONESIA. THIS REPORT HAS BEEN PREPARED BY PT ASURANSI JIWA GENERALI INDONESIA FOR INFORMATIONAL PURPOSE ONLY. THIS REPORT IS NOT A SOLICITATION TO SUBSCRIBE. ALL RELEVANT THINGS HAS BEEN CONSIDERED TO MAKE SURE THE REPORT IS CORRECT, BUT THERE IS NO GUARANTEE THAT THE INFORMATION IS ACCURATE AND COMPLETE. PT ASURANSI JIWA GENERALI INDONESIA SHALL ASSUME NO LIABILITY FOR ANY LOSS ARISING FROM RELIANCE ON IT. PAST PERFORMANCE IS NOT NECESSARILY A GUIDE TO FUTURE PERFORMANCE. THE UNIT PRICE MAY RISE AS WELL AS FALL AND AS SUCH PERFORMANCE CANNOT BE GUARANTEED. POTENTIAL INVESTOR SHOULD CONSULT THEIR FINANCIAL CONSULTANT BEFORE INVESTING.



Generali Money Market Syariah

March 2022

MONEY MARKET UNIT LINK

ABOUT THE COMPANY

Generali Group is a group of companies, established from Italy in 1831 with a strong international network. Generali Group is one of Europe's largest insurance providers, the biggest European life insurer, operates in 50 countries worldwide, and has a GWP revenue of €70.7 billion in year 2020. Supported by 72 thousand employees and 65.9 million customers, the Generali Group occupies a leadership position in all European markets and an increasingly important place in Asia and Latin America. In 2017, the Generali Group was awarded as one of The Most Sustainable Company in the World by Corporate Knights. PT Asuransi Jiwa Generali Indonesia (Generali Indonesia) is a subsidiary of the Generali Group, which has been operating in Indonesia since 2009, and is a life insurance company registered and supervised by the Financial Services Authority. Generali Indonesia develops its business through multi-distribution channels, namely group employee benefit, agency and Bancassurance, located in more than 40 cities in Indonesia.

INVESTMENT OBJECTIVE

To preserve capital and to generate an attractive return in the short-term through a selective diversification of money market instruments.

RISK CATEGORY

Low

PORTFOLIO ALLOCATION DETAILS

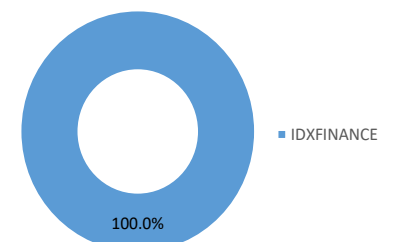
Cash	29.68%
Money Market	70.32%

UNIT PRICE	1,112
-------------------	--------------

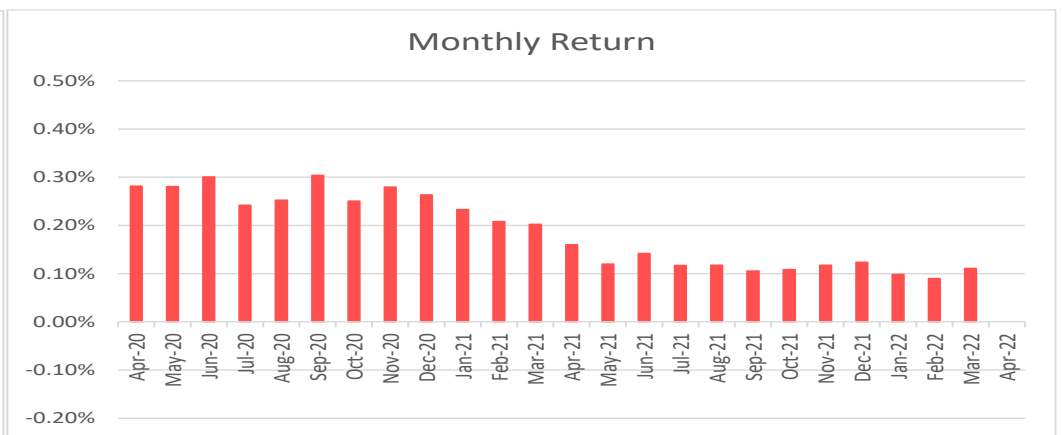
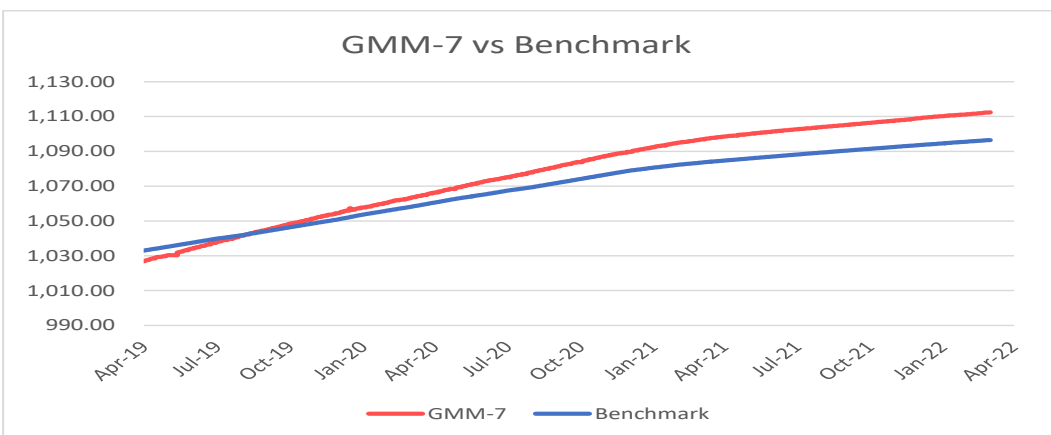
TOP HOLDING (In Alphabetical Order)

RD Bahana Likuid Syariah (Bahana TCW Investment Management)
RD Mandiri Pasar Uang Syariah (Mandiri Manajemen Investasi)
RD TRIM Kas Syariah (Trimegah Asset Management)

SECTOR ALLOCATION



*No related Parties



INVESTMENT RETURN	1mth	3mth	YTD	2021	2020	2019	2018	Since Inception
Generali Money Market Syariah	0.11%	0.30%	0.30%	1.77%	3.35%	4.07%	6.19%	11.23%
Benchmark*	0.10%	0.27%	0.27%	1.36%	2.65%	2.62%	2.63%	9.65%

*Average net 1-mth deposit rates of three banks (Mandiri, Deutsche Bank, and ANZ) since Jul 2021.

Market Commentary

Generali Money Market Syariah recorded performance of +0.11% in March 2022. The BI Board of Governors Meeting agreed on 16th and 17th March 2022 to hold the BI 7-Day Reverse Repo Rate at 3.50%, while also maintaining the Deposit Facility (DF) rates at 2.75% and Lending Facility (LF) rates at 4.25%. The decision is consistent with the need to maintain exchange rate stability and control inflation, coupled with efforts to revive economic growth despite a build-up of external pressure, particularly the geopolitical tensions between Russia and Ukraine.

OTHER INFORMATION

Launching Date	: 21 December 2017
Currency	: IDR
Total AUM Generali MM Syariah	: Rp 1,998,103,087.8
Total Unit	: 1,796,307.4370 units
Management Fee	: up to 2.50% p.a
Fund Manager	: Generali Indonesia
Custodian Bank	: Deutsche Bank
Valuation Method	: Daily

DISCLAIMER :

GENERALI MONEY MARKET SYARIAH IS A FUND ON UNIT-LINK PRODUCT OFFERED BY PT ASURANSI JIWA GENERALI INDONESIA. THIS REPORT HAS BEEN PREPARED BY PT ASURANSI JIWA GENERALI INDONESIA FOR INFORMATIONAL PURPOSE ONLY. THIS REPORT IS NOT A SOLICITATION TO SUBSCRIBE. ALL RELEVANT THINGS HAS BEEN CONSIDERED TO MAKE SURE THE REPORT IS CORRECT, BUT THERE IS NO GUARANTEE THAT THE INFORMATION IS ACCURATE AND COMPLETE. PT ASURANSI JIWA GENERALI INDONESIA SHALL ASSUME NO LIABILITY FOR ANY LOSS ARISING FROM RELIANCE ON IT. PAST PERFORMANCE IS NOT NECESSARILY A GUIDE TO FUTURE PERFORMANCE. THE UNIT PRICE MAY RISE AS WELL AS FALL AND AS SUCH PERFORMANCE CANNOT BE GUARANTEED. POTENTIAL INVESTOR SHOULD CONSULT THEIR FINANCIAL CONSULTANT BEFORE INVESTING.