



# Generali Equity Ultima

June 2022

## EQUITY UNIT LINK

### ABOUT THE COMPANY

Generali Group is a group of companies, established from Italy in 1831 with a strong international network. Generali Group is one of Europe's largest insurance providers, the biggest European life insurer, operates in 50 countries worldwide, and has a GWP revenue of €70.7 billion in year 2020. Supported by 72 thousand employees and 65.9 million customers, the Generali Group occupies a leadership position in all European markets and an increasingly important place in Asia and Latin America. In 2017, the Generali Group was awarded as one of The Most Sustainable Company in the World by Corporate Knights. PT Asuransi Jiwa Generali Indonesia (Generali Indonesia) is a subsidiary of the Generali Group, which has been operating in Indonesia since 2009, and is a life insurance company registered and supervised by the Financial Services Authority. Generali Indonesia develops its business through multi-distribution channels, namely group employee benefit, agency and Bancassurance, located in more than 40 cities in Indonesia.

### INVESTMENT OBJECTIVE

To provide optimum return in the long-run within a measurable risk.

### RISK CATEGORY

High

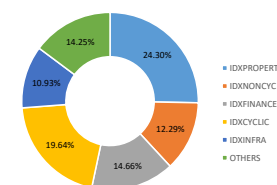
### PORTFOLIO ALLOCATION DETAILS

Cash	1.39%
Money Market	0.00%
Fixed Income	0.00%
Equity	98.61%

### TOP HOLDING (In Alphabetical Order)

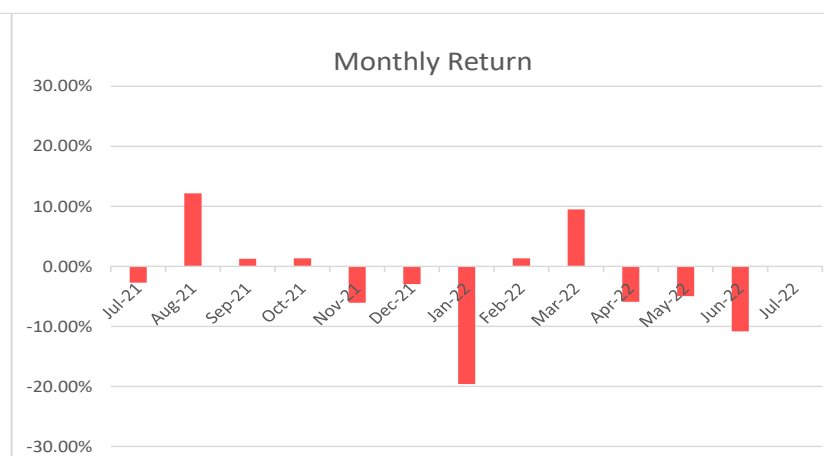
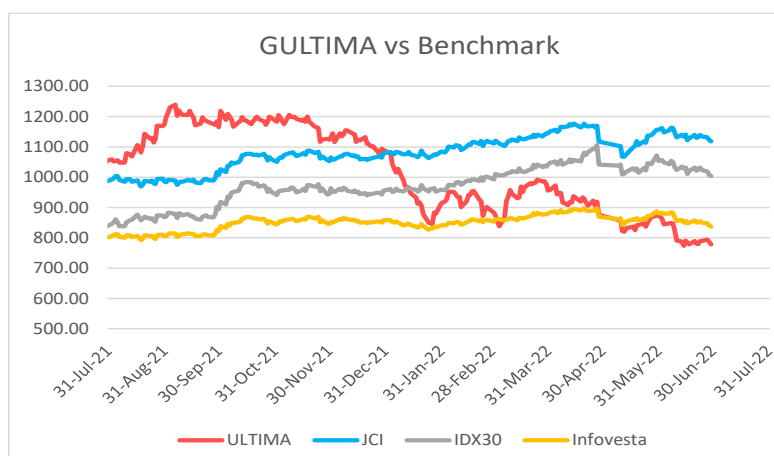
Astra International Tbk  
Bank Rakyat Indonesia (Persero) Tbk  
Indomobil Multi Jasa Tbk  
Integra Indocabinet Tbk  
Jasa Marga (Persero) Tbk  
Mahaka Radio Integra Tbk  
Matahari Putra Prima Tbk  
Semen Indonesia (Persero) Tbk  
Summarecon Agung Tbk  
Telkom Indonesia (Persero) Tbk  
\*No related Parties

### SECTOR ALLOCATION



UNIT PRICE

779



INVESTMENT RETURN	1mth	3mth	YTD	2021	2020	2019	Since Inception
Generali Equity Ultima	-10.82%	-20.23%	-28.83%	11.87%	-4.23%	2.12%	-22.13%
IHSG*	-3.32%	-2.26%	5.02%	10.08%	-5.09%	1.70%	11.82%
IDX30**	-6.33%	-3.10%	6.46%	-1.03%	-9.31%	2.42%	0.36%
Infovesta Equity Fund Index***	-5.72%	-4.76%	-1.57%	1.03%	-10.29%	-14.20%	-16.35%

\*IHSG (Jakarta Composite Index)

\*\*IDX30 (Blue Chip Stocks)

\*\*\*Average returns of Indonesia Equity Funds

### Market Commentary

Generali Equity Ultima recorded performance of -10.82% in June 2022. The JCI recorded a performance of -3.32% mom in June 2022, dropping from the 7100 level to around 6900. The performance this month could be attributed to the negative global sentiment. To combat the higher-than-expected US inflation (US May CPI 8.6% Real vs 8.3% Expected) the FED hiked its rates by 75 bps in June. The surging inflation and the recession fears in developed countries' economies have increased the global market uncertainty and made risky assets like stocks less attractive. Therefore, many foreign investors sold off their Indonesian stocks, as reflected by the total net sell-off of about Rp 8.13 Tn from the stock market in June. Thus, the JCI fell, as shown in several falling sector indexes (e.g., Finance -6.61%, Industrials -7.04%, Raw Goods -12.89%), and the stock market movement could be represented by the following shares (e.g., BBRI -3.71%, BBKA -3.65%, TLKM -3.85%, ASII -3.84%, MDKA -10.14%, BMRI -2.76%, TPIA -4.76%, BBNI -3.68%, INCO -11.72%, ANTM -8.40%).

### OTHER INFORMATION

Launching Date	: 17 October 2019
Currency	: IDR
Total AUM Generali Equity Ultima	: Rp 822,720,823,267.59
Total Unit	: 1,056,481,682.0000 units
Management Fee	: up to 2.50% p.a
Fund Manager	: Generali Indonesia
Custodian Bank	: Deutsche Bank
Valuation Method	: Daily

**DISCLAIMER :**  
GENERALI EQUITY ULTIMA IS A FUND ON UNIT-LINK PRODUCT OFFERED BY PT ASURANSI JIWA GENERALI INDONESIA. THIS REPORT HAS BEEN PREPARED BY PT ASURANSI JIWA GENERALI INDONESIA FOR INFORMATIONAL PURPOSE ONLY. THIS REPORT IS NOT A SOLICITATION TO SUBSCRIBE. ALL RELEVANT THINGS HAS BEEN CONSIDERED TO MAKE SURE THE REPORT IS CORRECT, BUT THERE IS NO GUARANTEE THAT THE INFORMATION IS ACCURATE AND COMPLETE. PT ASURANSI JIWA GENERALI INDONESIA SHALL ASSUME NO LIABILITY FOR ANY LOSS ARISING FROM RELIANCE ON IT. PAST PERFORMANCE IS NOT NECESSARILY A GUIDE TO FUTURE PERFORMANCE. THE UNIT PRICE MAY RISE AS WELL AS FALL AND AS SUCH PERFORMANCE CANNOT BE GUARANTEED. POTENTIAL INVESTOR SHOULD CONSULT THEIR FINANCIAL CONSULTANT BEFORE INVESTING.