



# Generali Equity IV

June 2022

## EQUITY UNIT LINK

### ABOUT THE COMPANY

Generali Group is a group of companies, established from Italy in 1831 with a strong international network. Generali Group is one of Europe's largest insurance providers, the biggest European life insurer, operates in 50 countries worldwide, and has a GWP revenue of €70.7 billion in year 2020. Supported by 72 thousand employees and 65.9 million customers, the Generali Group occupies a leadership position in all European markets and an increasingly important place in Asia and Latin America. In 2017, the Generali Group was awarded as one of The Most Sustainable Company in the World by Corporate Knights. PT Asuransi Jiwa Generali Indonesia (Generali Indonesia) is a subsidiary of the Generali Group, which has been operating in Indonesia since 2009, and is a life insurance company registered and supervised by the Financial Services Authority. Generali Indonesia develops its business through multi-distribution channels, namely group employee benefit, agency and Bancassurance, located in more than 40 cities in Indonesia.

### INVESTMENT OBJECTIVE

To provide optimum return in the long-run within a measurable risk.

### RISK CATEGORY

High

### PORTFOLIO ALLOCATION DETAILS

Cash	1.83%
Money Market	0.00%
Equity	98.17%

UNIT PRICE

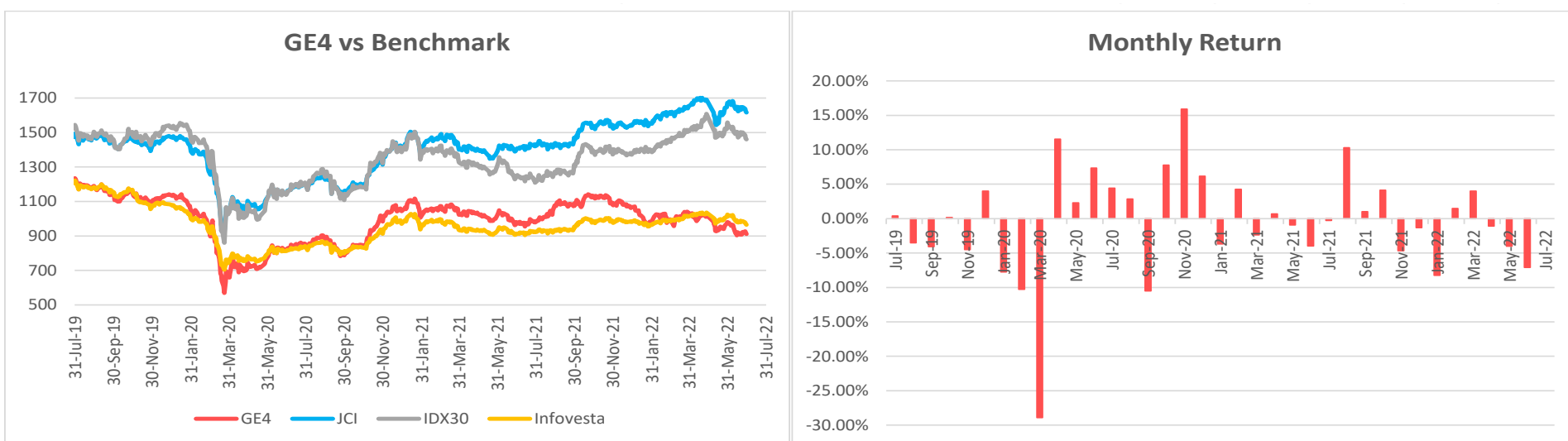
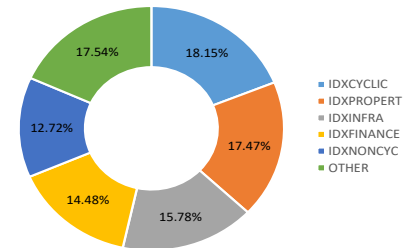
816

### TOP HOLDING (In Alphabetical Order)

PT Bank Central Asia Tbk  
 PT Bank Mandiri (Persero) Tbk  
 PT Bank Rakyat Indonesia (Persero) Tbk  
 PT GoTo Gojek Tokopedia Tbk  
 PT Integra Indocabinet Tbk  
 PT Jasa Marga Tbk  
 PT Mahaka Radio Integra Tbk.  
 PT Semen Indonesia (Persero) Tbk  
 PT Summarecon Agung Tbk  
 PT XL Axiata Tbk

\*No related Parties

### SECTOR ALLOCATION



INVESTMENT RETURN	1mth	3mth	YTD	2021	2020	2019	2018	2017
Generali Equity IV	-7.11%	-11.82%	-14.60%	2.23%	-8.18%	-3.89%	-7.99%	11.99%
IHSG*	-3.32%	-2.26%	5.02%	10.08%	-5.09%	1.70%	-2.54%	19.99%
IDX30**	-6.33%	-3.10%	6.46%	-1.03%	-9.31%	2.42%	-8.83%	24.39%
Infovesta Equity Fund Index***	-5.72%	-4.76%	-1.57%	1.03%	-10.29%	-14.20%	-3.67%	11.25%

\*IHSG (Jakarta Composite Index)

\*\*IDX30 (Blue Chip Stocks)

\*\*\*Average returns of Indonesia Equity Funds

### Market Commentary

Generali Equity IV recorded performance of -7.11% in June 2022. The JCI recorded a performance of -3.32% mom in June 2022, dropping from the 7100 level to around 6900. The performance this month could be attributed to the negative global sentiment. To combat the higher-than-expected US inflation (US May CPI 8.6% Real vs 8.3% Expected) the FED hiked its rates by 75 bps in June. The surging inflation and the recession fears in developed countries' economies have increased the global market uncertainty and made risky assets like stocks less attractive. Therefore, many foreign investors sold off their Indonesian stocks, as reflected by the total net sell-off of about Rp 8.13 Tn from the stock market in June. Thus, the JCI fell, as shown in several falling sector indexes (e.g., Finance -6.61%, Industrials -7.04%, Raw Goods -12.89%), and the stock market movement could be represented by the following shares (e.g., BBRI -3.71%, BBCA -3.65%, TLKM -3.85%, ASII -3.84%, MDKA -10.14%, BMRI -2.76%, TPIA -4.76%, BBNI -3.68%, INCO -11.72%, ANTM -8.40%).

### OTHER INFORMATION

Launching Date	: 1 October 2012
Currency	: IDR
Total AUM Generali EQ IV	: Rp 347,433,700,005.58
Total Unit	: 425,522,589.3000 units
Management Fee	: up to 2.50% p.a
Fund Manager	: Generali Indonesia
Custodian Bank	: Deutsche Bank
Valuation Method	: Daily

**DISCLAIMER :**  
 GENERALI EQUITY IV IS A FUND ON UNIT-LINK PRODUCT OFFERED BY PT ASURANSI JIWA GENERALI INDONESIA. THIS REPORT HAS BEEN PREPARED BY PT ASURANSI JIWA GENERALI INDONESIA FOR INFORMATIONAL PURPOSE ONLY. THIS REPORT IS NOT A SOLICITATION TO SUBSCRIBE. ALL RELEVANT THINGS HAS BEEN CONSIDERED TO MAKE SURE THE REPORT IS CORRECT, BUT THERE IS NO GUARANTEE THAT THE INFORMATION IS ACCURATE AND COMPLETE. PT ASURANSI JIWA GENERALI INDONESIA SHALL ASSUME NO LIABILITY FOR ANY LOSS ARISING FROM RELIANCE ON IT. PAST PERFORMANCE IS NOT NECESSARILY A GUIDE TO FUTURE PERFORMANCE. THE UNIT PRICE MAY RISE AS WELL AS FALL AND AS SUCH PERFORMANCE CANNOT BE GUARANTEED. POTENTIAL INVESTOR SHOULD CONSULT THEIR FINANCIAL CONSULTANT BEFORE INVESTING.



# Generali Fixed Income IV

June 2022

## FIXED INCOME UNIT LINK

### ABOUT THE COMPANY

Generali Group is a group of companies, established from Italy in 1831 with a strong international network. Generali Group is one of Europe's largest insurance providers, the biggest European life insurer, operates in 50 countries worldwide, and has a GWP revenue of €70.7 billion in year 2020. Supported by 72 thousand employees and 65.9 million customers, the Generali Group occupies a leadership position in all European markets and an increasingly important place in Asia and Latin America. In 2017, the Generali Group was awarded as one of The Most Sustainable Company in the World by Corporate Knights. PT Asuransi Jiwa Generali Indonesia (Generali Indonesia) is a subsidiary of the Generali Group, which has been operating in Indonesia since 2009, and is a life insurance company registered and supervised by the Financial Services Authority. Generali Indonesia develops its business through multi-distribution channels, namely group employee benefit, agency and Bancassurance, located in more than 40 cities in Indonesia.

### INVESTMENT OBJECTIVE

To provide a relatively stable and attractive return by taking into consideration the reliability of the securities' issuers.

### RISK CATEGORY

Medium

### PORTFOLIO ALLOCATION DETAILS

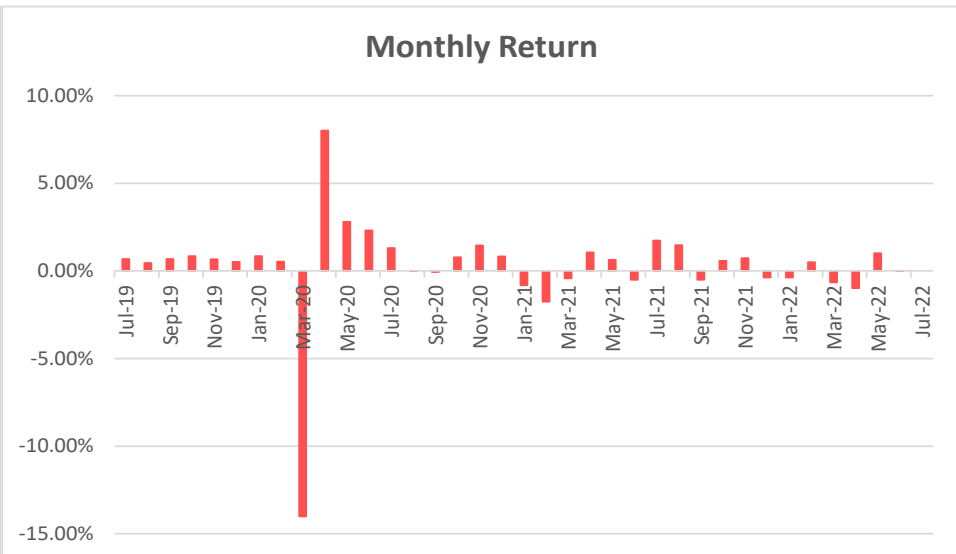
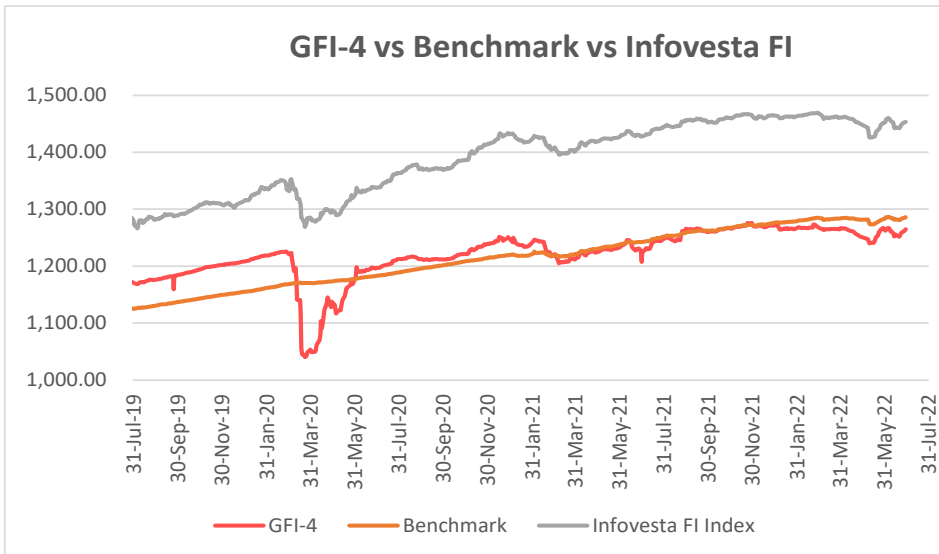
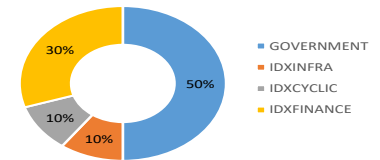
Cash	0.44%
Money Market	0.00%
Bonds	99.56%

<b>UNIT PRICE</b>	<b>1,373</b>
-------------------	--------------

### TOP HOLDING (In Alphabetical Order)

FR0056  
FR0067  
FR0086  
FR0090  
FR0091  
FR0092  
Integra Indocabinet Tbk  
PBS033  
LEN Industri Persero  
RD Ashmore Dana Obligasi Nusantara (Ashmore Asset Management Indonesia)  
\*No related Parties

### SECTOR ALLOCATION



INVESTMENT RETURN	1mth	3mth	YTD	2021	2020	2019	2018	2017
Generali Fixed Income IV	-0.01%	0.00%	-0.53%	1.78%	3.38%	7.95%	-5.13%	10.25%
Benchmark*	0.24%	0.21%	0.82%	4.62%	7.37%	7.97%	-2.58%	13.98%
Infovesta Fixed Income Fund Index**	0.15%	-0.51%	-0.77%	2.32%	8.99%	9.00%	-2.20%	-2.20%

\*90% Infovesta Corp Bonds Index plus 10% 1-Month Jakarta Interbank Offered Rate (JIBOR) - net, since November 2018

\*45% Infovesta Govt Bond Index plus 45% Infovesta Corp Bonds Index plus 10% 1-Month Jakarta Interbank Offered Rate (JIBOR) - net, since January 2021

\*\*Average returns of Indonesia Fixed Income Fund

### Market Commentary

Generali Fixed Income IV recorded performance of -0.01% in June 2022. In June, the 5-year government bond yield increased from 6.161% to 6.206%, and the 10-year yield from 7.047% to 7.249%. Although the FED hiked its rates by 75 bps in June to combat rising US inflation, BI still maintained its rates at 3.5% to encourage economic recovery. As such, the exchange rate had weakened significantly to around USD/IDR 14,928.90. Meanwhile, the government still commits to continue providing energy subsidies to mitigate the surging inflation to a more manageable level. Nevertheless, the surging inflation and rising interest rates in developed economies had dulled the appeal of the bond market. Thus, this negative sentiment had affected Indonesia as well.

### OTHER INFORMATION

Launching Date	: 1 October 2012
Currency	: IDR
Total AUM Generali FI IV	: Rp 15,354,082,062.20
Total Unit	: 11,182,169.1500 units
Management Fee	: up to 2.50% p.a
Fund Manager	: Generali Indonesia
Custodian Bank	: Deutsche Bank
Valuation Method	: Daily

**DISCLAIMER :**  
GENERALI FIXED INCOME IV IS A FUND ON UNIT-LINK PRODUCT OFFERED BY PT ASURANSI JIWA GENERALI INDONESIA. THIS REPORT HAS BEEN PREPARED BY PT ASURANSI JIWA GENERALI INDONESIA FOR INFORMATIONAL PURPOSE ONLY. THIS REPORT IS NOT A SOLICITATION TO SUBSCRIBE. ALL RELEVANT THINGS HAS BEEN CONSIDERED TO MAKE SURE THE REPORT IS CORRECT, BUT THERE IS NO GUARANTEE THAT THE INFORMATION IS ACCURATE AND COMPLETE. PT ASURANSI JIWA GENERALI INDONESIA SHALL ASSUME NO LIABILITY FOR ANY LOSS ARISING FROM RELIANCE ON IT. PAST PERFORMANCE IS NOT NECESSARILY A GUIDE TO FUTURE PERFORMANCE. THE UNIT PRICE MAY RISE AS WELL AS FALL AND AS SUCH PERFORMANCE CANNOT BE GUARANTEED. POTENTIAL INVESTOR SHOULD CONSULT THEIR FINANCIAL CONSULTANT BEFORE INVESTING.



# Generali Money Market IV

June 2022

## MONEY MARKET UNIT LINK

### ABOUT THE COMPANY

Generali Group is a group of companies, established from Italy in 1831 with a strong international network. Generali Group is one of Europe's largest insurance providers, the biggest European life insurer, operates in 50 countries worldwide, and has a GWP revenue of €70.7 billion in year 2020. Supported by 72 thousand employees and 65.9 million customers, the Generali Group occupies a leadership position in all European markets and an increasingly important place in Asia and Latin America. In 2017, the Generali Group was awarded as one of The Most Sustainable Company in the World by Corporate Knights. PT Asuransi Jiwa Generali Indonesia (Generali Indonesia) is a subsidiary of the Generali Group, which has been operating in Indonesia since 2009, and is a life insurance company registered and supervised by the Financial Services Authority. Generali Indonesia develops its business through multi-distribution channels, namely group employee benefit, agency and Bancassurance, located in more than 40 cities in Indonesia.

### INVESTMENT OBJECTIVE

To preserve capital and to generate an attractive return in the short-term through a selective diversification of money market instruments.

### RISK CATEGORY

Low

### PORTFOLIO ALLOCATION DETAILS

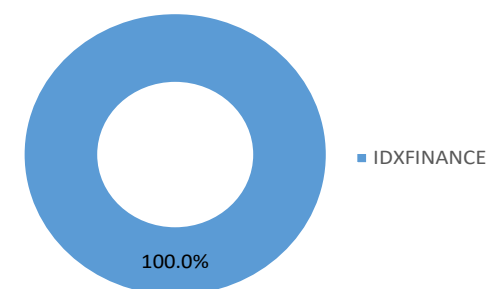
Cash	100.00%
Money Market	0.00%

<b>UNIT PRICE</b>	<b>1,317</b>
-------------------	--------------

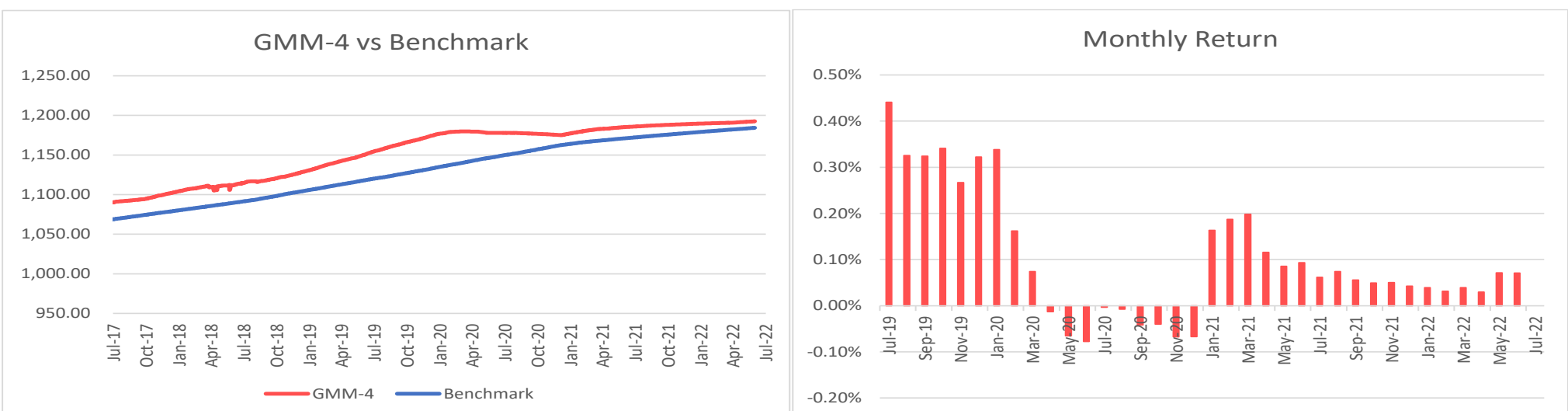
### TOP HOLDING (In Alphabetical Order)

Bank BJB Syariah  
Bank BTPN Syariah  
Bank Mandiri Taspen  
Bank Panin Dubai Syariah  
Bank Raya Indonesia

### SECTOR ALLOCATION



\*No related Parties



INVESTMENT RETURN	1mth	3mth	YTD	2021	2020	2019	2018	2017
Generali Money Market IV	0.07%	0.17%	0.28%	1.18%	0.19%	4.09%	2.34%	2.71%
Benchmark*	0.09%	0.26%	0.54%	1.36%	2.65%	2.62%	2.63%	2.63%

\*Average net 1-mth deposit rates of three banks (Mandiri, Deutsche Bank, and ANZ) since Jul 2021.

### Market Commentary

Generali Money Market IV recorded performance of +0.07% in June 2022. The BI Board of Governors Meeting agreed on 22nd and 23rd June 2022 to hold the BI 7-Day Reverse Repo Rate (BI7DRR) at 3.50%, while also maintaining the Deposit Facility (DF) rates at 2.75% and Lending Facility (LF) rates at 4.25%. The decision is consistent with the need to manage inflation and maintain exchange rate stability, while continuing to foster economic growth amid escalating external pressures stemming from the emerging risk of stagflation in several countries. Moving forward, global economic uncertainty is expected to remain elevated given the looming risk of an economic downturn and persistently high global inflation, including the expansion of inward-looking policies, particularly affecting food, in a number of countries.

### OTHER INFORMATION

Launching Date	: 1 October 2012
Currency	: IDR
Total AUM Generali MM IV	: Rp 126,944,662,386.88
Total Unit	: 96,409,380.4500 units
Management Fee	: up to 2.50% p.a
Fund Manager	: Generali Indonesia
Custodian Bank	: Deutsche Bank
Valuation Method	: Daily

**DISCLAIMER :**  
GENERALI MONEY MARKET IV IS A FUND ON UNIT-LINK PRODUCT OFFERED BY PT ASURANSI JIWA GENERALI INDONESIA. THIS REPORT HAS BEEN PREPARED BY PT ASURANSI JIWA GENERALI INDONESIA FOR INFORMATIONAL PURPOSE ONLY. THIS REPORT IS NOT A SOLICITATION TO SUBSCRIBE. ALL RELEVANT THINGS HAS BEEN CONSIDERED TO MAKE SURE THE REPORT IS CORRECT, BUT THERE IS NO GUARANTEE THAT THE INFORMATION IS ACCURATE AND COMPLETE. PT ASURANSI JIWA GENERALI INDONESIA SHALL ASSUME NO LIABILITY FOR ANY LOSS ARISING FROM RELIANCE ON IT. PAST PERFORMANCE IS NOT NECESSARILY A GUIDE TO FUTURE PERFORMANCE. THE UNIT PRICE MAY RISE AS WELL AS FALL AND AS SUCH PERFORMANCE CANNOT BE GUARANTEED. POTENTIAL INVESTOR SHOULD CONSULT THEIR FINANCIAL CONSULTANT BEFORE INVESTING.