



Generali Equity VIII

May 2022

EQUITY UNIT LINK

ABOUT THE COMPANY

Generali Group is a group of companies, established from Italy in 1831 with a strong international network. Generali Group is one of Europe's largest insurance providers, the biggest European life insurer, operates in 50 countries worldwide, and has a GWP revenue of €70.7 billion in year 2020. Supported by 72 thousand employees and 65.9 million customers, the Generali Group occupies a leadership position in all European markets and an increasingly important place in Asia and Latin America. In 2017, the Generali Group was awarded as one of The Most Sustainable Company in the World by Corporate Knights. PT Asuransi Jiwa Generali Indonesia (Generali Indonesia) is a subsidiary of the Generali Group, which has been operating in Indonesia since 2009, and is a life insurance company registered and supervised by the Financial Services Authority. Generali Indonesia develops its business through multi-distribution channels, namely group employee benefit, agency and Bancassurance, located in more than 40 cities in Indonesia.

INVESTMENT OBJECTIVE

To provide optimum return in the long-run within a measurable risk.

RISK CATEGORY

High

PORTFOLIO ALLOCATION DETAILS

Cash	2.65%
Money Market	0.00%
Equity	97.35%

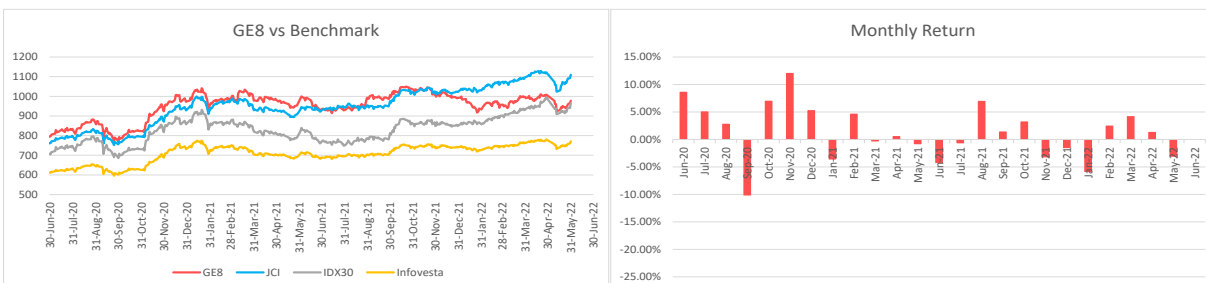
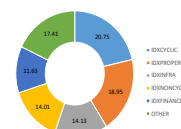
UNIT PRICE

978

TOP HOLDING (in Alphabetical Order)

Bank Central Asia Tbk
Bank Mandiri (Persero) Tbk
Bank Rakyat Indonesia (Persero) Tbk
GoTo Gojek Tokopedia Tbk
Integra Indocabinet Tbk
Jasa Marga Tbk
Mahaka Radio Integra Tbk.
Semen Indonesia (Persero) Tbk
RD BNP Paribas IDX30 (BNP Paribas Asset Management Indonesia)
RD Mandiri Investa Atraktif (Mandiri Manajemen Investasi)
**No related Parties*

SECTOR ALLOCATION



INVESTMENT RETURN	1mth	3mth	YTD	2021	2020	2019	2018	Since Inception
Generali Equity VIII	-3.05%	2.28%	-1.32%	1.95%	-3.78%	1.67%	-0.62%	-2.20%
IHSG*	-1.11%	3.79%	8.62%	10.08%	-5.09%	1.70%	-2.54%	10.96%
IDX30**	-3.11%	7.07%	13.66%	-1.03%	-9.31%	2.42%	-8.83%	-3.54%
Infovesta Equity Fund Index***	-1.17%	3.46%	4.40%	1.03%	-10.29%	-14.20%	-3.67%	-22.90%

*IHSG (Jakarta Composite Index)

**IDX30 (Blue Chip Stocks)

***Average returns of Indonesia Equity Funds

Market Commentary

Generali Equity VIII recorded performance of -3.05% in May 2022. The JCI recorded a performance of -1.11% mom in May 2022, dropping to around 6500 in the first half, and rising to around 7100 in the second half. The volatile performance this month could be attributed to the following. Firstly, some investors might have been profit-taking by selling overvalued shares after the holidays. As a result, the decline of overvalued shares (digital-bank-related shares like EMTK, ARTO, BBHI) might have dragged down other shares in the Finance (e.g., BBRI, BBCA, BMRI) and Technology (e.g., BUKA, DCII) sectors. Secondly, the FED rate hike in May, with additional expected hikes in the coming months, might have made investors more reserved and concerned about a future correction. Thus, these two negative factors and other positive economic recovery aspects might have contributed to the stock market movement this month, as represented by the following shares (e.g., BYAN +26.53%, BBCA -4.62%, GOTO +11.76%, EMTK -35.95%, UNVR +21.59%, BBRI -4.93%, BBHI -32.31%, TLKM -6.71%, ARTO -19.53%, BMRI -5.03%).

OTHER INFORMATION

Launching Date	: 8 March 2018
Currency	: IDR
Total AUM Generali EQ VIII	: Rp 222,157,594,515.36
Total Unit	: 227,152,602.4109 units
Management Fee	: up to 2.50% p.a
Fund Manager	: Generali Indonesia
Custodian Bank	: Deutsche Bank
Valuation Method	: Daily

DISCLAIMER :
GENERALI EQUITY VIII IS A FUND ON UNIT-LINK PRODUCT OFFERED BY PT ASURANSI JIWA GENERALI INDONESIA. THIS REPORT HAS BEEN PREPARED BY PT ASURANSI JIWA GENERALI INDONESIA FOR INFORMATIONAL PURPOSE ONLY. THIS REPORT IS NOT A SOLICITATION TO SUBSCRIBE. ALL RELEVANT THINGS HAS BEEN CONSIDERED TO MAKE SURE THE REPORT IS CORRECT, BUT THERE IS NO GUARANTEE THAT THE INFORMATION IS ACCURATE AND COMPLETE. PT ASURANSI JIWA GENERALI INDONESIA SHALL ASSUME NO LIABILITY FOR ANY LOSS ARISING FROM RELIANCE ON IT. PAST PERFORMANCE IS NOT NECESSARILY A GUIDE TO FUTURE PERFORMANCE. THE UNIT PRICE MAY RISE AS WELL AS FALL AND AS SUCH PERFORMANCE CANNOT BE GUARANTEED. POTENTIAL INVESTOR SHOULD CONSULT THEIR FINANCIAL CONSULTANT BEFORE INVESTING.



Generali Fixed Income VIII

Internal

May 2022

FIXED INCOME UNIT LINK

ABOUT THE COMPANY

Generali Group is a group of companies, established from Italy in 1831 with a strong international network. Generali Group is one of Europe's largest insurance providers, the biggest European life insurer, operates in 50 countries worldwide, and has a GWP revenue of €70.7 billion in year 2020. Supported by 72 thousand employees and 65.9 million customers, the Generali Group occupies a leadership position in all European markets and an increasingly important place in Asia and Latin America. In 2017, the Generali Group was awarded as one of The Most Sustainable Company in the World by Corporate Knights. PT Asuransi Jiwa Generali Indonesia (Generali Indonesia) is a subsidiary of the Generali Group, which has been operating in Indonesia since 2009, and is a life insurance company registered and supervised by the Financial Services Authority. Generali Indonesia develops its business through multi-distribution channels, namely group employee benefit, agency and Bancassurance, located in more than 40 cities in Indonesia.

INVESTMENT OBJECTIVE

To provide a relatively stable and attractive return by taking into consideration the reliability of the securities' issuers.

RISK CATEGORY

Medium

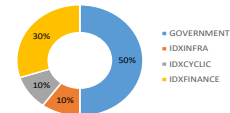
PORTFOLIO ALLOCATION DETAILS

Cash	2.01%
Money Market	0.00%
Bonds	97.99%

TOP HOLDING (in Alphabetical Order)

FR0056
FR0067
FR0086
FR0090
FR0091
FR0092
Integra Indocabinet Tbk
LEN Industri Persero
RD Ashmore Dana Obligasi Nusantara (Ashmore Asset Management Indonesia)
RD BNP Paribas Prima 2 (BNP Paribas Asset Management Indonesia)
*No related Parties

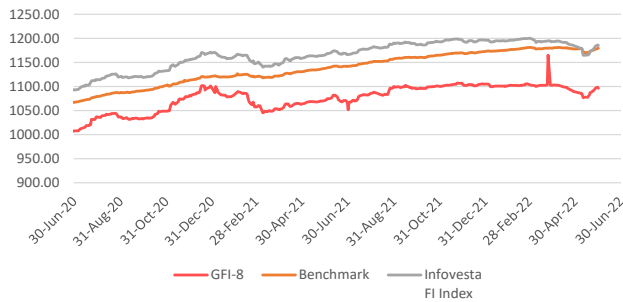
SECTOR ALLOCATION



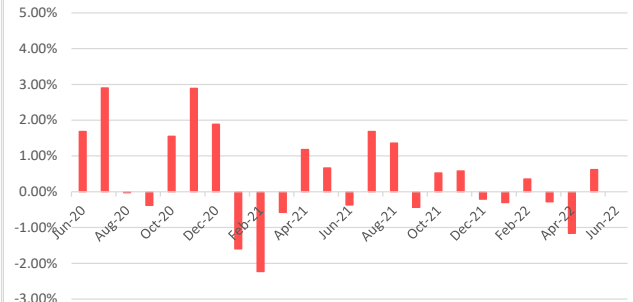
UNIT PRICE

1,096

GFI-8 vs Benchmark vs Infovesta FI



Monthly Return



INVESTMENT RETURN	1mth	3mth	YTD	2021	2020	2019	2018	Since Inception
Generali Fixed Income VIII	0.62%	-0.83%	-0.78%	0.50%	6.84%	8.04%	-4.77%	9.62%
Benchmark*	0.13%	-0.12%	0.58%	4.62%	7.37%	7.97%	-2.58%	17.95%
Infovesta Fixed Income Fund Index**	0.06%	-1.17%	-0.92%	2.32%	8.99%	9.00%	-2.20%	18.49%

*45% Infovesta Govt Bond Index plus 45% Infovesta Corp Bonds Index plus 10% 1-Month Jakarta Interbank Offered Rate (JIBOR) - net, since November 2018
**Average returns of Indonesia Fixed Income Fund

Market Commentary

Generali Fixed Income VIII recorded performance of +0.62% in May 2022. In May, the 5-year government bond yield decreased from 6.315% to 6.161%, but the 10-year yield rose slightly from 6.998% to 7.047%. To combat the high US inflation, the FED had hiked its rates by 50 bps in May, and committed to raising its rates another 50 bps in both June and July. The FED also plans to reduce its balance sheet by USD 95 Bn by August 2022. The news might have made investors concerned about a stock market correction in the near future, and made short-term fixed income more attractive temporarily. Thus, bond prices rose slightly this month. Nevertheless, BI still maintained its rates at 3.5% and the exchange rate weakened to around USD/IDR 14,580.

OTHER INFORMATION

Launching Date	: 8 March 2018
Currency	: IDR
Total AUM Generali FI VIII	: Rp 18,257,288,620.51
Total Unit	: 16,654,749.7096 units
Management Fee	: up to 2.50% p.a
Fund Manager	: Generali Indonesia
Custodian Bank	: Deutsche Bank
Valuation Method	: Daily

DISCLAIMER :
GENERALI FIXED INCOME VIII IS A FUND ON UNIT-LINK PRODUCT OFFERED BY PT ASURANSI JIWA GENERALI INDONESIA. THIS REPORT HAS BEEN PREPARED BY PT ASURANSI JIWA GENERALI INDONESIA FOR INFORMATIONAL PURPOSE ONLY. THIS REPORT IS NOT A SOLICITATION TO SUBSCRIBE. ALL RELEVANT THINGS HAS BEEN CONSIDERED TO MAKE SURE THE REPORT IS CORRECT, BUT THERE IS NO GUARANTEE THAT THE INFORMATION IS ACCURATE AND COMPLETE. PT ASURANSI JIWA GENERALI INDONESIA SHALL ASSUME NO LIABILITY FOR ANY LOSS ARISING FROM RELIANCE ON IT. PAST PERFORMANCE IS NOT NECESSARILY A GUIDE TO FUTURE PERFORMANCE. THE UNIT PRICE MAY RISE AS WELL AS FALL AND AS SUCH PERFORMANCE CANNOT BE GUARANTEED. POTENTIAL INVESTOR SHOULD CONSULT THEIR FINANCIAL CONSULTANT BEFORE INVESTING.



Generali Money Market VIII

May 2022

MONEY MARKET UNIT LINK

ABOUT THE COMPANY

Generali Group is a group of companies, established from Italy in 1831 with a strong international network. Generali Group is one of Europe's largest insurance providers, the biggest European life insurer, operates in 50 countries worldwide, and has a GWP revenue of €70.7 billion in year 2020. Supported by 72 thousand employees and 65.9 million customers, the Generali Group occupies a leadership position in all European markets and an increasingly important place in Asia and Latin America. In 2017, the Generali Group was awarded as one of The Most Sustainable Company in the World by Corporate Knights. PT Asuransi Jiwa Generali Indonesia (Generali Indonesia) is a subsidiary of the Generali Group, which has been operating in Indonesia since 2009, and is a life insurance company registered and supervised by the Financial Services Authority. Generali Indonesia develops its business through multi-distribution channels, namely group employee benefit, agency and Bancassurance, located in more than 40 cities in Indonesia.

INVESTMENT OBJECTIVE

To preserve capital and to generate an attractive return in the short-term through a selective diversification of money market instruments.

RISK CATEGORY

Low

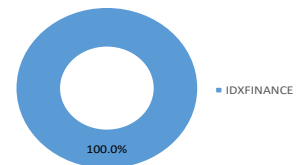
PORTFOLIO ALLOCATION DETAILS

Cash	100.00%
Money Market	0.00%

TOP HOLDING (In Alphabetical Order)

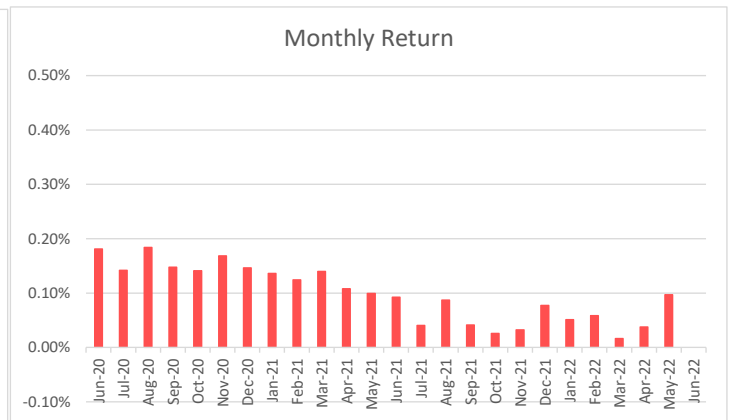
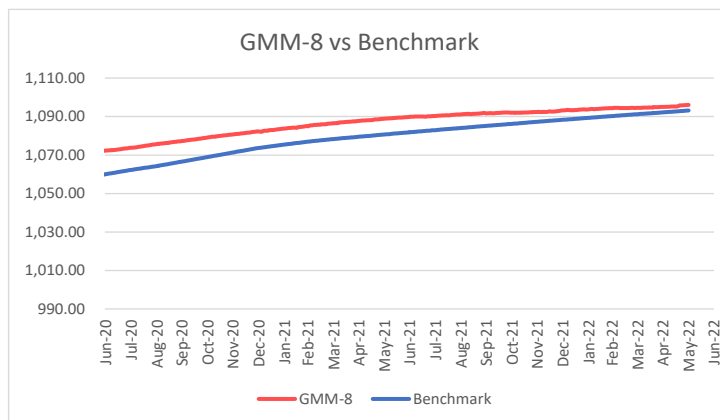
Bank Mandiri Taspen
Bank BJB Syariah
Bank Raya Indonesia
Bank BTPN Syariah
Bank Panin Dubai Syariah

SECTOR ALLOCATION



*No related Parties

UNIT PRICE	1,096
-------------------	--------------



INVESTMENT RETURN	1mth	3mth	YTD	2021	2020	2019	2018	Since Inception
Generali Money Market VIII	0.10%	0.15%	0.26%	1.01%	2.27%	3.99%	1.77%	9.60%
Benchmark*	0.09%	0.27%	0.45%	1.36%	2.65%	2.62%	2.63%	9.32%

*Average net 1-mth deposit rates of three banks (Mandiri, Deutsche Bank, and ANZ) since Jul 2021.

Market Commentary

Generali Money Market VIII recorded performance of +0.10% in May 2022. The BI Board of Governors Meeting agreed on 23th and 24th May 2022 to hold the BI 7-Day Reverse Repo Rate at 3.50%, while also maintaining the Deposit Facility (DF) rates at 2.75% and Lending Facility (LF) rates at 4.25%. The decision is consistent with the need to manage inflation and maintain exchange rate stability, while continuing to foster economic growth amid escalating external pressures stemming from the geopolitical tensions between Russia and Ukraine as well as faster monetary policy normalisation in several advanced and developing economies.

OTHER INFORMATION

Launching Date	: 8 March 2018
Currency	: IDR
Total AUM Generali MM VIII	: Rp 15,811,586,108.62
Total Unit	: 14,426,063.8523 units
Management Fee	: up to 2.50% p.a
Fund Manager	: Generali Indonesia
Custodian Bank	: Deutsche Bank
Valuation Method	: Daily

DISCLAIMER :

GENERALI MONEY MARKET VIII IS A FUND ON UNIT-LINK PRODUCT OFFERED BY PT ASURANSI JIWA GENERALI INDONESIA. THIS REPORT HAS BEEN PREPARED BY PT ASURANSI JIWA GENERALI INDONESIA FOR INFORMATIONAL PURPOSE ONLY. THIS REPORT IS NOT A SOLICITATION TO SUBSCRIBE. ALL RELEVANT THINGS HAS BEEN CONSIDERED TO MAKE SURE THE REPORT IS CORRECT, BUT THERE IS NO GUARANTEE THAT THE INFORMATION IS ACCURATE AND COMPLETE. PT ASURANSI JIWA GENERALI INDONESIA SHALL ASSUME NO LIABILITY FOR ANY LOSS ARISING FROM RELIANCE ON IT. PAST PERFORMANCE IS NOT NECESSARILY A GUIDE TO FUTURE PERFORMANCE. THE UNIT PRICE MAY RISE AS WELL AS FALL AND AS SUCH PERFORMANCE CANNOT BE GUARANTEED. POTENTIAL INVESTOR SHOULD CONSULT THEIR FINANCIAL CONSULTANT BEFORE INVESTING.