



Generali Equity VIII

March 2022

EQUITY UNIT LINK

ABOUT THE COMPANY

Generali Group is a group of companies, established from Italy in 1831 with a strong international network. Generali Group is one of Europe's largest insurance providers, the biggest European life insurer, operates in 50 countries worldwide, and has a GWP revenue of €70.7 billion in year 2020. Supported by 72 thousand employees and 65.9 million customers, the Generali Group occupies a leadership position in all European markets and an increasingly important place in Asia and Latin America. In 2017, the Generali Group was awarded as one of The Most Sustainable Company in the World by Corporate Knights. PT Asuransi Jiwa Generali Indonesia (Generali Indonesia) is a subsidiary of the Generali Group, which has been operating in Indonesia since 2009, and is a life insurance company registered and supervised by the Financial Services Authority. Generali Indonesia develops its business through multi-distribution channels, namely group employee benefit, agency and Bancassurance, located in more than 40 cities in Indonesia.

INVESTMENT OBJECTIVE

To provide optimum return in the long-run within a measurable risk.

RISK CATEGORY

High

PORTFOLIO ALLOCATION DETAILS

Cash	5.54%
Money Market	0.00%
Equity	94.46%

UNIT PRICE

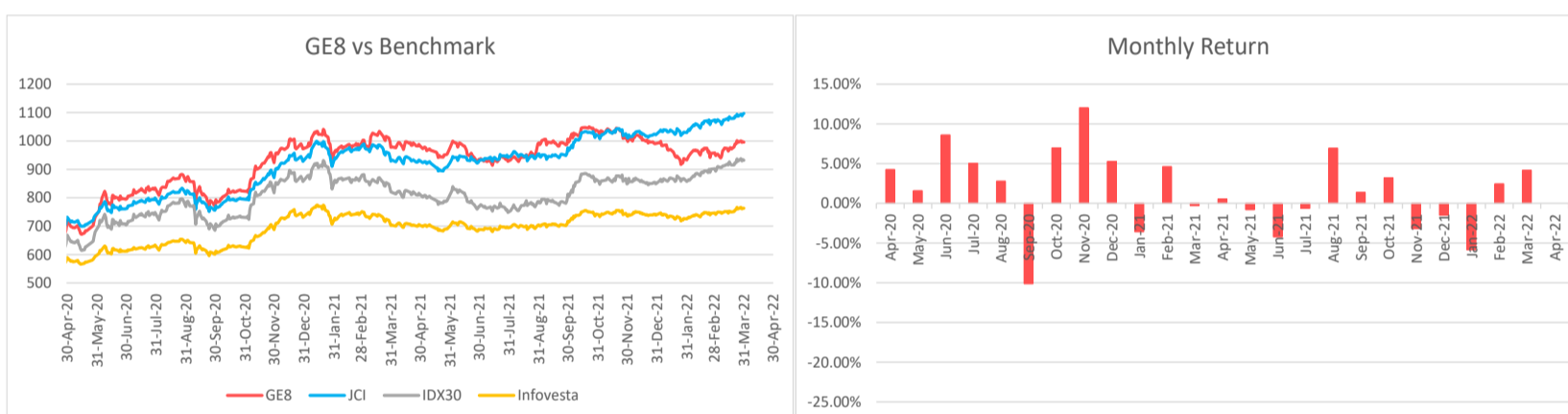
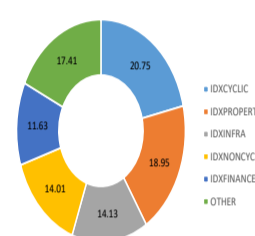
996

TOP HOLDING (In Alphabetical Order)

Bank Central Asia Tbk PT
 Bank Rakyat Indonesia Persero Tbk PT
 Integra Indocabinet Tbk PT
 Jasa Marga Persero Tbk PT
 Mahaka Radio Integra Tbk PT
 Matahari Putra Prima Tbk PT
 Semen Indonesia Persero Tbk PT
 XL Axiata Tbk PT
 RD Ashmore Dana Progresif Nusantara (Ashmore Asset Management Indonesia)
 RD BNP Paribas IDX30 (BNP Paribas Asset Management Indonesia)

*No related Parties

SECTOR ALLOCATION



INVESTMENT RETURN	1mth	3mth	YTD	2021	2020	2019	2018	Since Inception
Generali Equity VIII	4.16%	0.49%	0.49%	1.95%	-3.78%	1.67%	-0.62%	-0.40%
IHSG*	2.66%	7.44%	7.44%	10.08%	-5.09%	1.70%	-2.54%	9.75%
IDX30**	3.49%	9.86%	9.86%	-1.03%	-9.31%	2.42%	-8.83%	-6.76%
Infovesta Equity Fund Index***	2.41%	3.35%	3.35%	1.03%	-10.29%	-14.20%	-3.67%	-23.68%

*IHSG (Jakarta Composite Index)

**IDX30 (Blue Chip Stocks)

***Average returns of Indonesia Equity Funds

Market Commentary

Generali Equity VIII recorded performance of +4.16% in March 2022. The JCI recorded a performance of +2.66% mom in March 2022, rising from below 6900 to above the 7000 level. The positive performance this month could be attributed to the following. Firstly, the surging commodity prices positively influenced the Indonesian economy, as reflected in several rising sector indexes (i.e., Energy 11.85%, Industrials 6.78%, Technology 6.76%, Raw Goods 6.14%). In addition, there is an abundant positive sentiment from the listing of many upcoming IPOs (including GOTO). The growth in the Indonesian stock market could be represented by these shares from various sectors (e.g., ADMR 83.20%, ASII 13.36%, EMTK 18.36%, TPIA 11.91%, TLKM 5.35%, AMRT 39.45%, BYAN 15.45%, MDKA 17.05%, INCO 24.07%, ADRO 14.44%). This encouraging outlook may have attracted more investors. Secondly, the easing of social distancing restrictions (from level 3 to level 2) for the upcoming holiday period may have helped increase capital mobility. Thus, these two factors may have contributed to the positive stock market.

OTHER INFORMATION

Launching Date	: 8 March 2018
Currency	: IDR
Total AUM Generali EQ VIII	: Rp 223,556,213,745.58
Total Unit	: 224,457,113.5000 units
Management Fee	: up to 2.50% p.a
Fund Manager	: Generali Indonesia
Custodian Bank	: Deutsche Bank
Valuation Method	: Daily

DISCLAIMER :
 GENERALI EQUITY VIII IS A FUND ON UNIT-LINK PRODUCT OFFERED BY PT ASURANSI JIWA GENERALI INDONESIA. THIS REPORT HAS BEEN PREPARED BY PT ASURANSI JIWA GENERALI INDONESIA FOR INFORMATIONAL PURPOSE ONLY. THIS REPORT IS NOT A SOLICITATION TO SUBSCRIBE. ALL RELEVANT THINGS HAS BEEN CONSIDERED TO MAKE SURE THE REPORT IS CORRECT, BUT THERE IS NO GUARANTEE THAT THE INFORMATION IS ACCURATE AND COMPLETE. PT ASURANSI JIWA GENERALI INDONESIA SHALL ASSUME NO LIABILITY FOR ANY LOSS ARISING FROM RELIANCE ON IT. PAST PERFORMANCE IS NOT NECESSARILY A GUIDE TO FUTURE PERFORMANCE. THE UNIT PRICE MAY RISE AS WELL AS FALL AND AS SUCH PERFORMANCE CANNOT BE GUARANTEED. POTENTIAL INVESTOR SHOULD CONSULT THEIR FINANCIAL CONSULTANT BEFORE INVESTING.



Generali Fixed Income VIII

March 2022

FIXED INCOME UNIT LINK

ABOUT THE COMPANY

Generali Group is a group of companies, established from Italy in 1831 with a strong international network. Generali Group is one of Europe's largest insurance providers, the biggest European life insurer, operates in 50 countries worldwide, and has a GWP revenue of €70.7 billion in year 2020. Supported by 72 thousand employees and 65.9 million customers, the Generali Group occupies a leadership position in all European markets and an increasingly important place in Asia and Latin America. In 2017, the Generali Group was awarded as one of The Most Sustainable Company in the World by Corporate Knights. PT Asuransi Jiwa Generali Indonesia (Generali Indonesia) is a subsidiary of the Generali Group, which has been operating in Indonesia since 2009, and is a life insurance company registered and supervised by the Financial Services Authority. Generali Indonesia develops its business through multi-distribution channels, namely group employee benefit, agency and Bancassurance, located in more than 40 cities in Indonesia.

INVESTMENT OBJECTIVE

To provide a relatively stable and attractive return by taking into consideration the reliability of the securities' issuers.

RISK CATEGORY

Medium

PORTFOLIO ALLOCATION DETAILS

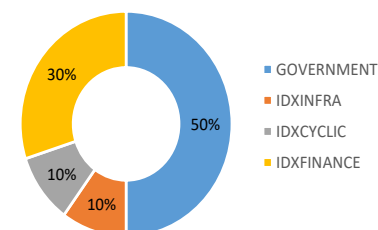
Cash	8.97%
Money Market	0.00%
Bonds	91.03%

UNIT PRICE	1,102
-------------------	--------------

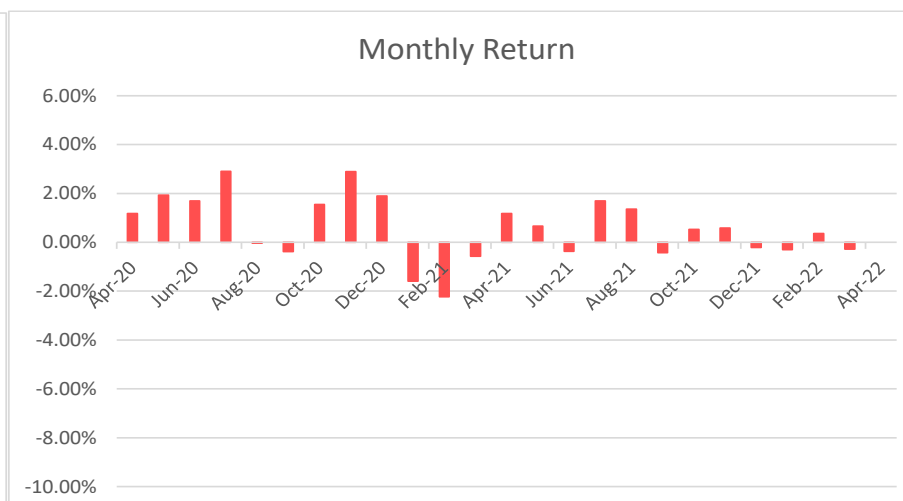
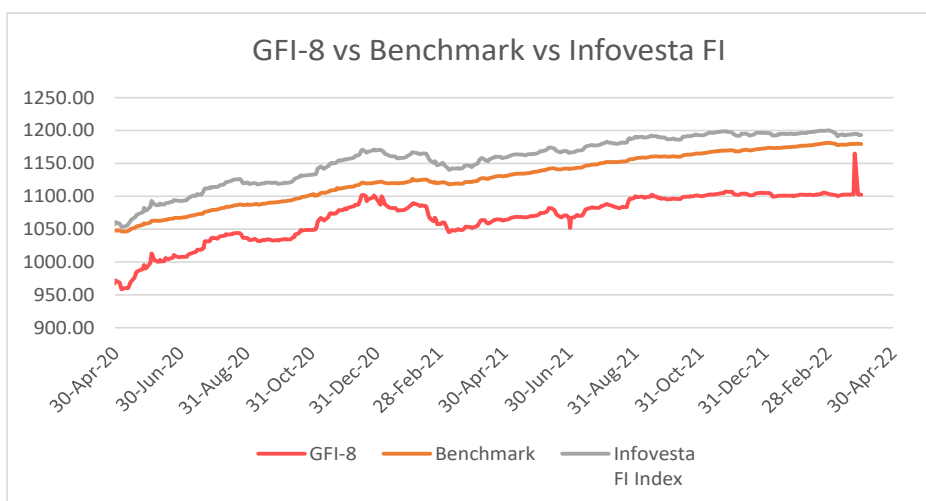
TOP HOLDING (In Alphabetical Order)

FR0056
FR0086
FR0090
FR0091
PBS032
Integra Indocabinet Tbk PT
LEN Industri Persero
RD Batavia Dana Obligasi Ultima (Batavia Prosperindo Aset Management)

SECTOR ALLOCATION



*No related Parties



INVESTMENT RETURN	1mth	3mth	YTD	2021	2020	2019	2018	Since Inception
Generali Fixed Income VIII	-0.28%	-0.23%	-0.23%	0.50%	6.84%	8.04%	-4.77%	10.23%
Benchmark*	-0.09%	0.60%	0.60%	4.62%	7.37%	7.97%	-2.58%	17.98%
Infovesta Fixed Income Fund Index**	-0.52%	-0.27%	-0.27%	2.32%	8.99%	9.00%	-2.20%	19.34%

*45% Infovesta Govt Bond Index plus 45% Infovesta Corp Bonds Index plus 10% 1-Month Jakarta Interbank Offered Rate (JIBOR) - net, since November 2018

**Average returns of Indonesia Fixed Income Fund

Market Commentary

Generali Fixed Income VIII recorded performance of -0.28% in March 2022. In March, the 5-year government bond yield rose from 5.406% to 5.686%, and the 10-year yield from 6.607% to 6.850%. The FED has started to hike the interest rate by 25 bp, with an expected six additional hikes (to combat the rising US inflation) to reach about 1.9% by the year-end. This signals that BI might follow suit, and hence the bond market prices will decline accordingly. In addition, the surging commodity prices probably made the stock market (overweight in commodity shares) more attractive than the fixed income market this month. Meanwhile, BI still maintained its rates at 3.5% considering the mild inflation rate (March CPI of Indonesia 2.64% YoY vs USA 8.5% YoY) and the stable exchange rate at around USD/IDR 14,357.

OTHER INFORMATION

Launching Date	: 8 March 2018
Currency	: IDR
Total AUM Generali FI VIII	: Rp 17,998,585,944.2
Total Unit	: 16,328,632.3200
Management Fee	: up to 2.50% p.a
Fund Manager	: Generali Indonesia
Custodian Bank	: Deutsche Bank
Valuation Method	: Daily

DISCLAIMER:
GENERALI FIXED INCOME VIII IS A FUND ON UNIT-LINK PRODUCT OFFERED BY PT ASURANSI JIWA GENERALI INDONESIA. THIS REPORT HAS BEEN PREPARED BY PT ASURANSI JIWA GENERALI INDONESIA FOR INFORMATIONAL PURPOSE ONLY. THIS REPORT IS NOT A SOLICITATION TO SUBSCRIBE. ALL RELEVANT THINGS HAS BEEN CONSIDERED TO MAKE SURE THE REPORT IS CORRECT, BUT THERE IS NO GUARANTEE THAT THE INFORMATION IS ACCURATE AND COMPLETE. PT ASURANSI JIWA GENERALI INDONESIA SHALL ASSUME NO LIABILITY FOR ANY LOSS ARISING FROM RELIANCE ON IT. PAST PERFORMANCE IS NOT NECESSARILY A GUIDE TO FUTURE PERFORMANCE. THE UNIT PRICE MAY RISE AS WELL AS FALL AND AS SUCH PERFORMANCE CANNOT BE GUARANTEED. POTENTIAL INVESTOR SHOULD CONSULT THEIR FINANCIAL CONSULTANT BEFORE INVESTING.



Generali Money Market VIII

March 2022

MONEY MARKET UNIT LINK

ABOUT THE COMPANY

Generali Group is a group of companies, established from Italy in 1831 with a strong international network. Generali Group is one of Europe's largest insurance providers, the biggest European life insurer, operates in 50 countries worldwide, and has a GWP revenue of €70.7 billion in year 2020. Supported by 72 thousand employees and 65.9 million customers, the Generali Group occupies a leadership position in all European markets and an increasingly important place in Asia and Latin America. In 2017, the Generali Group was awarded as one of The Most Sustainable Company in the World by Corporate Knights. PT Asuransi Jiwa Generali Indonesia (Generali Indonesia) is a subsidiary of the Generali Group, which has been operating in Indonesia since 2009, and is a life insurance company registered and supervised by the Financial Services Authority. Generali Indonesia develops its business through multi-distribution channels, namely group employee benefit, agency and Bancassurance, located in more than 40 cities in Indonesia.

INVESTMENT OBJECTIVE

To preserve capital and to generate an attractive return in the short-term through a selective diversification of money market instruments.

RISK CATEGORY

Low

PORTFOLIO ALLOCATION DETAILS

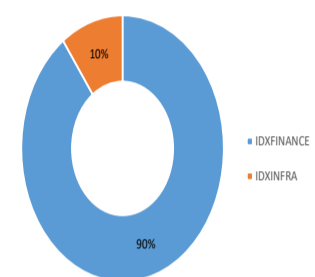
Cash	1.66%
Money Market	98.34%

UNIT PRICE	1,095
-------------------	--------------

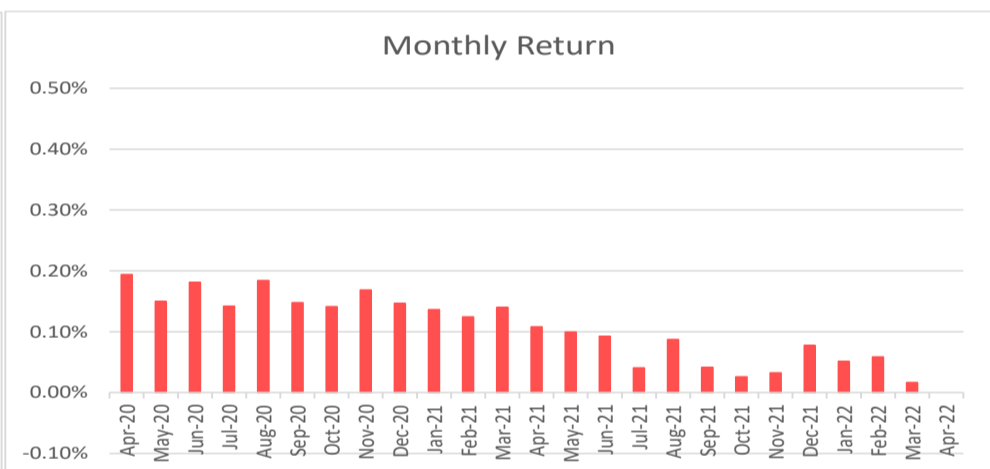
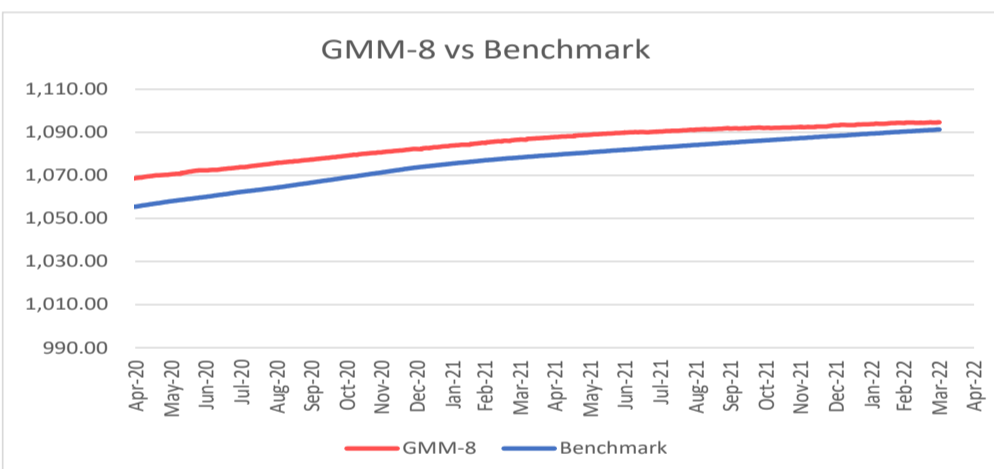
TOP HOLDING (In Alphabetical Order)

RD Ashmore Dana Pasar Uang Nusantara (Ashmore Asset Management Indonesia)
 RD Bahana Dana Likuid (Bahana TCW Investment Management)
 RD Mandiri Investa Pasar Uang (Mandiri Manajemen Investasi)
 RD TRIM Kas 2 (Trimegah Asset Management)

SECTOR ALLOCATION



*No related Parties



INVESTMENT RETURN	1mth	3mth	YTD	2021	2020	2019	2018	Since Inception
Generali Money Market VIII	0.02%	0.13%	0.13%	1.01%	2.27%	3.99%	1.77%	9.46%
Benchmark*	0.10%	0.27%	0.27%	1.36%	2.65%	2.62%	2.63%	9.13%

*Average net 1-mth deposit rates of three banks (Mandiri, Deutsche Bank, and ANZ) since Jul 2021.

Market Commentary

Generali Money Market VIII recorded performance of +0.02% in March 2022. The BI Board of Governors Meeting agreed on 16th and 17th March 2022 to hold the BI 7-Day Reverse Repo Rate at 3.50%, while also maintaining the Deposit Facility (DF) rates at 2.75% and Lending Facility (LF) rates at 4.25%. The decision is consistent with the need to maintain exchange rate stability and control inflation, coupled with efforts to revive economic growth despite a build-up of external pressure, particularly the geopolitical tensions between Russia and Ukraine.

OTHER INFORMATION

Launching Date	: 8 March 2018
Currency	: IDR
Total AUM Generali MM VIII	: Rp 11,060,477,239.78
Total Unit	: 10,104,840.1500 units
Management Fee	: up to 2.50% p.a
Fund Manager	: Generali Indonesia
Custodian Bank	: Deutsche Bank
Valuation Method	: Daily

DISCLAIMER :
 GENERALI MONEY MARKET VIII IS A FUND ON UNIT-LINK PRODUCT OFFERED BY PT ASURANSI JIWA GENERALI INDONESIA. THIS REPORT HAS BEEN PREPARED BY PT ASURANSI JIWA GENERALI INDONESIA FOR INFORMATIONAL PURPOSE ONLY. THIS REPORT IS NOT A SOLICITATION TO SUBSCRIBE. ALL RELEVANT THINGS HAS BEEN CONSIDERED TO MAKE SURE THE REPORT IS CORRECT, BUT THERE IS NO GUARANTEE THAT THE INFORMATION IS ACCURATE AND COMPLETE. PT ASURANSI JIWA GENERALI INDONESIA SHALL ASSUME NO LIABILITY FOR ANY LOSS ARISING FROM RELIANCE ON IT. PAST PERFORMANCE IS NOT NECESSARILY A GUIDE TO FUTURE PERFORMANCE. THE UNIT PRICE MAY RISE AS WELL AS FALL AND AS SUCH PERFORMANCE CANNOT BE GUARANTEED. POTENTIAL INVESTOR SHOULD CONSULT THEIR FINANCIAL CONSULTANT BEFORE INVESTING.