



# Generali Equity Concept Thematic

October 2023

## EQUITY UNIT LINK

### ABOUT THE COMPANY

Generali Group is a group of companies, established from Italy in 1831 with a strong international network. Generali Group is one of Europe's largest insurance providers, the biggest European life insurer, operates in 50 countries worldwide, and has a GWP revenue of €75.8 billion in year 2021. Supported by 75 thousand employees and 67 million customers, the Generali Group occupies a leadership position in all European markets and an increasingly important place in Asia and Latin America. In 2017, the Generali Group was awarded as one of The Most Sustainable Company in the World by Corporate Knights. PT Asuransi Jiwa Generali Indonesia (Generali Indonesia) is a subsidiary of the Generali Group, which has been operating in Indonesia since 2009, and is a life insurance company that is licensed and supervised by the Financial Services Authority. Generali Indonesia develops its business through multi-distribution channels, namely group employee benefit, agency and Bancassurance, located in more than 40 cities in Indonesia.

### INVESTMENT OBJECTIVE

To provide optimum return in the long-run within a measurable risk.

### RISK CATEGORY

High

### PORTFOLIO ALLOCATION DETAILS

Cash	3.60%
Money Market	0.00%
Equity	96.40%

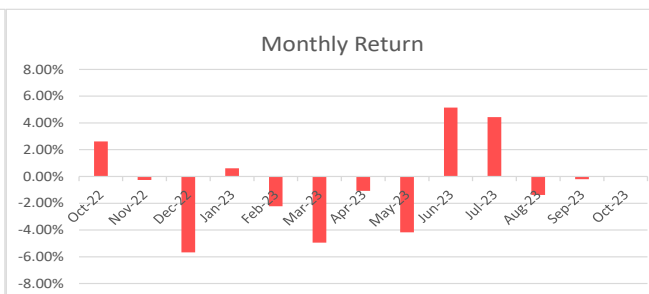
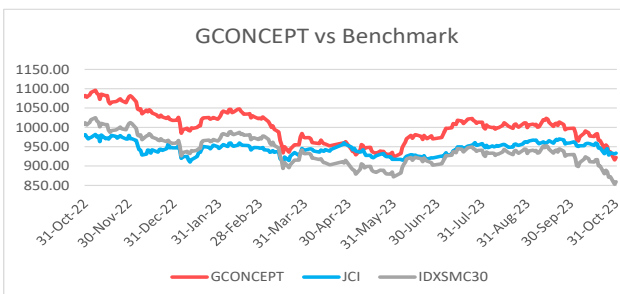
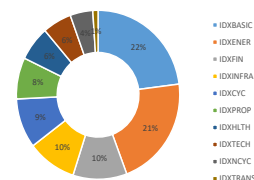
<b>UNIT PRICE</b>	<b>923</b>
-------------------	------------

### TOP HOLDING (In Alphabetical Order)

AKR Corporindo Tbk PT  
Aneka Tambang Tbk  
Bukalapak.com PT Tbk  
Indah Kiat Pulp & Paper Tbk PT  
Indo Tambangraya Megah Tbk PT  
Indoement Tunggal Prakarsa TB  
Mitra Adiperkasa Tbk PT  
Mitra Keluarga Karyasehat Tbk  
Perusahaan Gas Negara Tbk PT  
Semen Indonesia Persero Tbk PT

\*No related Parties

### SECTOR ALLOCATION



INVESTMENT RETURN	1mth	3mth	12mth	YTD	2022	2021*	2020*	2019*	2018*
Generali Equity Concept Thematic	-7.50%	-8.96%	-14.75%	-9.38%	1.81%	5.50%	6.00%	7.60%	-9.70%
IHSG*	-2.70%	-2.58%	-4.88%	-1.44%	4.09%	10.08%	-5.09%	1.70%	-2.54%
IDXSMC-LIQ**	-7.50%	-8.67%	-15.04%	-10.35%	-4.12%	5.50%	6.00%	7.60%	-9.70%

\*IHSG (Jakarta Composite Index)

\*\*IDX30 (Blue Chip Stocks)

the performance is not the performance of the unit link but it is performance of the assets in accordance with the composition of the unit link with the aim of providing an overview of the unit link performance

### Market Commentary

Generali Equity Concept Thematic recorded a performance of -7.50% in October 2023. The JCI recorded a performance of -2.70% in October 2023, dropping significantly from around 6940 to 6750. The capital market was affected by negative global sentiments this month. Firstly, the continuing conflict in the Middle East had increased geopolitical risk, which increased the market volatility of commodity prices, like oil. Secondly, there were concerns that the FED rate would remain elevated for longer than expected to combat the high inflation. These factors might have caused global recession fears and dissuaded market participants from riskier investments, such as emerging market stocks. The foreign capital outflow of IDR 8 Tn from the equity market seemed to support that theory. Nonetheless, sector index performance was negative, especially in IDX Basic Materials (-7.09%), IDX Technology (-11.08%), and IDX Energy (-5.80%). The following large capital stocks represented the stock market movement in October (e.g., BBRI -5.07%, BMRI -5.81%, GOTO -29.41%, BYAN -3.44%, ASII -7.23%, BRPT -13.46%, BBNI -7.22%, MDKA -22.57%, MBMA -16.77%, ADRO -10.18%).

### OTHER INFORMATION

Launching Date	: 6 September 2022
NAV on Launching Date	: Rp 1,000/unit
Currency	: IDR
Total AUM	: Rp 4,680,003,572.11
Total Unit	: 5,072,978.9720 units
Management Fee	: up to 3.00% p.a
Fund Manager	: Generali Indonesia
Custodian Bank	: Deutsche Bank
Valuation Method	: Daily

### DISCLAIMER :

GENERALI EQUITY CONCEPT THEMATIC IS A FUND ON UNIT-LINK PRODUCT OFFERED BY PT ASURANSI JIWA GENERALI INDONESIA. THIS REPORT HAS BEEN PREPARED BY PT ASURANSI JIWA GENERALI INDONESIA FOR INFORMATIONAL PURPOSE ONLY. THIS REPORT IS NOT A SOLICITATION TO SUBSCRIBE. ALL RELEVANT THINGS HAS BEEN CONSIDERED TO MAKE SURE THE REPORT IS CORRECT, BUT THERE IS NO GUARANTEE THAT THE INFORMATION IS ACCURATE AND COMPLETE. PT ASURANSI JIWA GENERALI INDONESIA SHALL ASSUME NO LIABILITY FOR ANY LOSS ARISING FROM RELIANCE ON IT. PAST PERFORMANCE IS NOT NECESSARILY A GUIDE TO FUTURE PERFORMANCE. THE UNIT PRICE MAY RISE AS WELL AS FALL AND AS SUCH PERFORMANCE CANNOT BE GUARANTEED. POTENTIAL INVESTOR SHOULD CONSULT THEIR FINANCIAL CONSULTANT BEFORE INVESTING.