



# Generali Equity Index

November 2023

## EQUITY UNIT LINK

### ABOUT THE COMPANY

Generali Group is a group of companies, established from Italy in 1831 with a strong international network. Generali Group is one of Europe's largest insurance providers, the biggest European life insurer, operates in 50 countries worldwide, and has a GWP revenue of €75.8 billion in year 2021. Supported by 75 thousand employees and 67 million customers, the Generali Group occupies a leadership position in all European markets and an increasingly important place in Asia and Latin America. In 2017, the Generali Group was awarded as one of The Most Sustainable Company in the World by Corporate Knights. PT Asuransi Jiwa Generali Indonesia (Generali Indonesia) is a subsidiary of the Generali Group, which has been operating in Indonesia since 2009, and is a life insurance company that is licensed and supervised by the Financial Services Authority. Generali Indonesia develops its business through multi-distribution channels, namely group employee benefit, agency and Bancassurance, located in more than 40 cities in Indonesia.

### INVESTMENT OBJECTIVE

To provide optimum return in the long-run within a measurable risk.

### RISK CATEGORY

High

### PORTFOLIO ALLOCATION DETAILS

Cash	3.69%
Money Market	0.00%
Equity	96.31%

UNIT PRICE

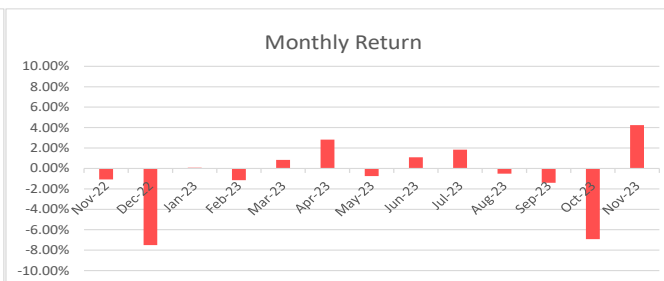
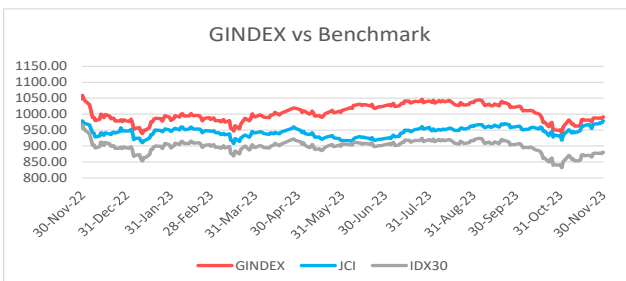
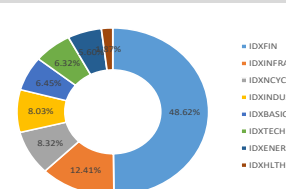
991

### TOP HOLDING (In Alphabetical Order)

Adaro Energy Indonesia Tbk PT  
Astra International Tbk PT  
Bank Central Asia Tbk PT  
Bank Mandiri Persero Tbk PT  
Bank Negara Indonesia Persero  
Bank Rakyat Indonesia Persero  
Charoen Pokphand Indonesia Tbk PT  
GoTo Gojek Tokopedia Tbk PT  
Sumber Alfaria Trijaya Tbk PT  
Telkom Indonesia Persero Tbk P

\*No related Parties

### SECTOR ALLOCATION



INVESTMENT RETURN	1mth	3mth	12mth	YTD	2022	2021*	2020*	2019*	2018*
Generali Equity Index	4.24%	-4.34%	-6.40%	1.18%	-2.04%	-1.03%	-9.31%	2.42%	-8.83%
IHSG*	4.87%	1.83%	-0.01%	3.36%	4.09%	10.08%	-5.09%	1.70%	-2.54%
IDX30**	4.59%	-3.88%	-8.92%	-1.61%	-1.80%	-1.03%	-9.31%	2.42%	-8.83%

\*IHSG (Jakarta Composite Index)

\*\*IDX30

the performance is not the performance of the unit link but it is performance of the assets in accordance with the composition of the unit link with the aim of providing an overview of the unit link performance

### Market Commentary

The Generali Equity Index recorded a performance of +4.24% in November 2023. The JCI recorded a performance of +4.87% in November 2023, rising significantly from around 6750 to 7080. Several positive sentiments contributed to capital market growth this month. Firstly, the declining US inflation gave market participants the hope that the FED is nearing the end of its tightening cycle. Secondly, the recovery of Indonesia's manufacturing activity, as evidenced by the increased manufacturing PMI (51.7 in Nov vs 51.5 in Oct). Thirdly, the IDR strengthened against the USD (IDR/USD 15,510 in Nov vs. 15,845 in Oct). Lastly, certain large-cap stock prices drastically increased this month, such as GOTO (+61.67%) due to the news of its cooperation with TikTok, as well as stocks owned by the Prajogo Pangestu conglomerate like BREN (+50.11%). As such, the sector index performance was positive, especially in IDX Technology (+20.51%), IDX Infrastructure (+19.52%), and IDX Financials (+6.34%). Nonetheless, the following large-cap stocks represented the stock market movement in November (e.g., BBCA +2.56%, BREN +50.11%, GOTO +61.67%, BYAN +5.76%, BBRI +6.35%, BMRI +3.08%, AMMN +10.77%, TLKM +7.74%, BBNI 10.13%, ICBP +11.59%).

### OTHER INFORMATION

Launching Date	: 6 September 2022
NAV on Launching Date	: Rp 1,000/unit
Currency	: IDR
Total AUM	: Rp 5,176,090,083.59
Total Unit	: 5,222,306.2840 units
Management Fee	: up to 3.00% p.a
Fund Manager	: Generali Indonesia
Custodian Bank	: Deutsche Bank
Valuation Method	: Daily

**DISCLAIMER :**  
GENERALI EQUITY INDEX IS A FUND ON UNIT-LINK PRODUCT OFFERED BY PT ASURANSI JIWA GENERALI INDONESIA. THIS REPORT HAS BEEN PREPARED BY PT ASURANSI JIWA GENERALI INDONESIA FOR INFORMATIONAL PURPOSE ONLY. THIS REPORT IS NOT A SOLICITATION TO SUBSCRIBE. ALL RELEVANT THINGS HAS BEEN CONSIDERED TO MAKE SURE THE REPORT IS CORRECT, BUT THERE IS NO GUARANTEE THAT THE INFORMATION IS ACCURATE AND COMPLETE. PT ASURANSI JIWA GENERALI INDONESIA SHALL ASSUME NO LIABILITY FOR ANY LOSS ARISING FROM RELIANCE ON IT. PAST PERFORMANCE IS NOT NECESSARILY A GUIDE TO FUTURE PERFORMANCE. THE UNIT PRICE MAY RISE AS WELL AS FALL AND AS SUCH PERFORMANCE CANNOT BE GUARANTEED. POTENTIAL INVESTOR SHOULD CONSULT THEIR FINANCIAL CONSULTANT BEFORE INVESTING.