



Generali Equity Concept Thematic

February 2024

EQUITY UNIT LINK

ABOUT THE COMPANY

Generali Group is a group of companies, established from Italy in 1831 with a strong international network. Generali Group is one of Europe's largest insurance providers, the biggest European life insurer, operates in 50 countries worldwide, and has a GWP revenue of €75.8 billion in year 2021. Supported by 75 thousand employees and 67 million customers, the Generali Group occupies a leadership position in all European markets and an increasingly important place in Asia and Latin America. In 2017, the Generali Group was awarded as one of The Most Sustainable Company in the World by Corporate Knights. PT Asuransi Jiwa Generali Indonesia (Generali Indonesia) is a subsidiary of the Generali Group, which has been operating in Indonesia since 2009, and is a life insurance company that is licensed and supervised by the Financial Services Authority. Generali Indonesia develops its business through multi-distribution channels, namely group employee benefit, agency and Bancassurance, located in more than 40 cities in Indonesia.

INVESTMENT OBJECTIVE

To provide optimum return in the long-run within a measurable risk.

RISK CATEGORY

High

PORTFOLIO ALLOCATION DETAILS

Cash	1.45%
Money Market	0.00%
Equity	98.55%

UNIT PRICE

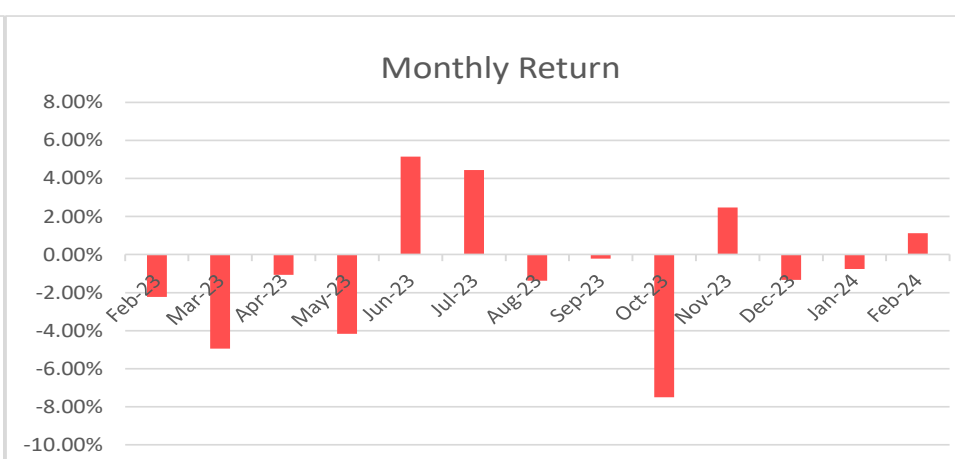
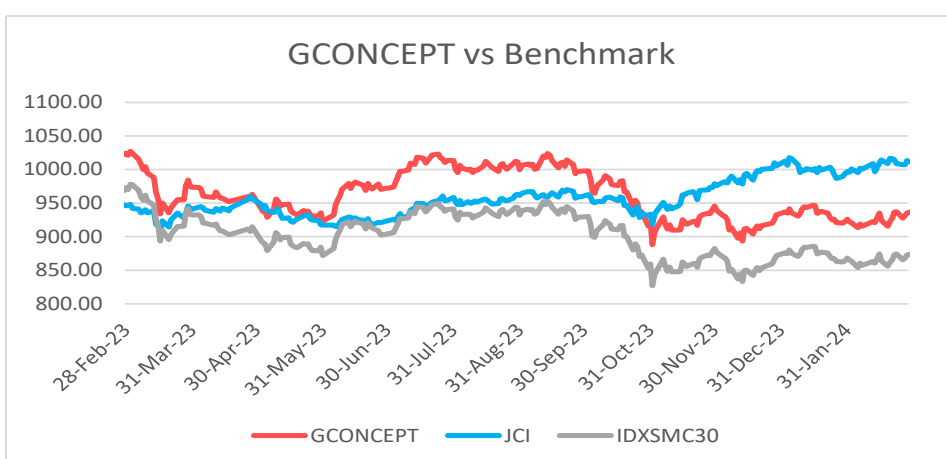
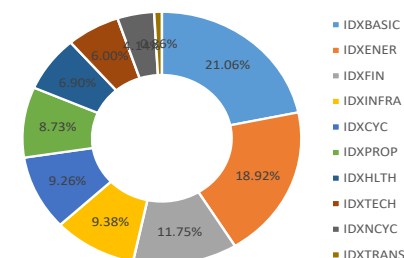
936

TOP HOLDING (In Alphabetical Order)

AKR Corporindo Tbk PT
Aneka Tambang Tbk
Indah Kiat Pulp & Paper Tbk PT
Indocement Tunggal Prakarsa Tbk PT
Jasa Marga Persero Tbk PT
Mitra Adiperkasa Tbk PT
Mitra Keluarga Karyasehat Tbk
Perusahaan Gas Negara Tbk PT
Sarana Menara Nusantara Tbk PT
Semen Indonesia Persero Tbk PT

*No related Parties

SECTOR ALLOCATION



INVESTMENT RETURN	1mth	3mth	12mth	YTD	2023	2022	2021*	2020*	2019*
Generali Equity Concept Thematic	1.13%	-0.97%	-8.57%	0.37%	1.81%	5.50%	6.00%	7.60%	-9.70%
IHSG*	1.50%	3.32%	6.91%	0.60%	4.09%	10.08%	-5.09%	1.70%	-2.54%
IDXSMC-LIQ**	-0.44%	0.97%	-10.31%	-0.44%	-4.12%	5.50%	6.00%	7.60%	-9.70%

*IHSG (Jakarta Composite Index)

**IDX30 (Blue Chip Stocks)

the performance is not the performance of the unit link but it is performance of the assets in accordance with the composition of the unit link with the aim of providing an overview of the unit link performance

Market Commentary

Generali Equity Concept Thematic recorded a performance of +1.13% in February 2024. The JCI recorded a performance of +1.50% in February 2024, rising from around 7210 to 7310. The positive performance of the stock market could be attributed to the positive sentiment following the conclusion of the Round One Presidential Election. The results of the election quick count indicated a continuation of the current administration policies, which might have reduced potential market uncertainties and helped boost the economy in the following months. The four biggest bank stocks (BBCA, BMRI, BBRI, and BBNI) experienced positive growth due to the post-election effect and solid FY23 results. In addition, Indonesia's fundamentals remained strong to support its economy, with its stable inflation rate (2.75% in Feb 2024 vs 2.57% in Jan 2024), high manufacturing PMI (52.7 in Feb 2024 vs 52.9 in Jan 2024), and positive annual GDP growth (4Q23 5.04% vs 3Q23 4.94%). Nevertheless, the following large-cap stocks represented the stock market movement in January (e.g., BBCA +3.40%, BBRI +7.46%, BREN +22.22%, BMRI +5.26%, AMMN +12.96%, TLKM +1.01%, BBNI +4.35, ASII +1.95%, AMRT +3.77%, BRIS +6.01%).

OTHER INFORMATION

Launching Date	: 6 September 2022
NAV on Launching Date	: Rp 1,000/unit
Currency	: IDR
Total AUM	: Rp 4,476,611,773.11
Total Unit	: 4,781,675.9430 units
Management Fee	: up to 3.00% p.a
Fund Manager	: Generali Indonesia
Custodian Bank	: Deutsche Bank
Valuation Method	: Daily

DISCLAIMER :
GENERALI EQUITY CONCEPT THEMATIC IS A FUND ON UNIT-LINK PRODUCT OFFERED BY PT ASURANSI JIWA GENERALI INDONESIA. THIS REPORT HAS BEEN PREPARED BY PT ASURANSI JIWA GENERALI INDONESIA FOR INFORMATIONAL PURPOSE ONLY. THIS REPORT IS NOT A SOLICITATION TO SUBSCRIBE. ALL RELEVANT THINGS HAS BEEN CONSIDERED TO MAKE SURE THE REPORT IS CORRECT, BUT THERE IS NO GUARANTEE THAT THE INFORMATION IS ACCURATE AND COMPLETE. PT ASURANSI JIWA GENERALI INDONESIA SHALL ASSUME NO LIABILITY FOR ANY LOSS ARISING FROM RELIANCE ON IT. PAST PERFORMANCE IS NOT NECESSARILY A GUIDE TO FUTURE PERFORMANCE. THE UNIT PRICE MAY RISE AS WELL AS FALL AND AS SUCH PERFORMANCE CANNOT BE GUARANTEED. POTENTIAL INVESTOR SHOULD CONSULT THEIR FINANCIAL CONSULTANT BEFORE INVESTING.