



Generali Equity Ultima

April 2024

EQUITY UNIT LINK

ABOUT GENERALI GROUP

Generali Group is one of the largest global insurance and asset management providers. Established in 1831, it is present in over 50 countries in the world, with a total premium income of € 82.5 billion in 2023. With almost 82,000 employees serving 70 million customers, the Group has a leading position in Europe and a growing presence in Asia and Latin America. At the heart of Generali's strategy is its Lifetime Partner commitment to customers, achieved through innovative and personalised solutions, best-in-class customer experience and its digitalised global distribution capabilities. The Group has fully embedded sustainability into all strategic choices, with the aim to create value for all stakeholders while building a fairer and more resilient society.

ABOUT GENERALI INDONESIA

PT Asuransi Jiwa Generali Indonesia (Generali Indonesia) is part of the Generali Group operating in Indonesia since 2008 and developing its insurance business through multiple distribution channels, including agency, bancassurance, corporate solutions, and direct channels. Aligned with the vision to become a Lifetime Partner for customers, Generali Indonesia offers innovative product solutions for life protection, health, critical illness, and retirement planning for individual and corporate customers.

Currently, Generali Indonesia is supported by more than 10,000 professional agents and is entrusted to protect over 400,000 customers in Indonesia. PT Asuransi Jiwa Generali Indonesia is licensed and supervised by the Financial Services Authority (OJK).

INVESTMENT OBJECTIVE

To provide optimum return in the long-run within a measurable risk.

RISK CATEGORY

High

PORTFOLIO ALLOCATION DETAILS

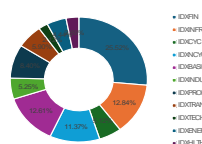
Cash	3.05%
Money Market	0.00%
Fixed Income	0.00%
Equity	96.95%

TOP HOLDING (In Alphabetical Order)

Adi Sarana Armada Tbk PT
Astra International Tbk PT
Bank Central Asia Tbk PT
Bank Mandiri Persero Tbk PT
Bank Rakyat Indonesia Persero
Indomobil Multi Jasa Tbk PT
Integra Indocabinet Tbk PT
Semen Indonesia Persero Tbk PT
Summarecon Agung Tbk PT
Telkom Indonesia Persero Tbk P

*No related Parties

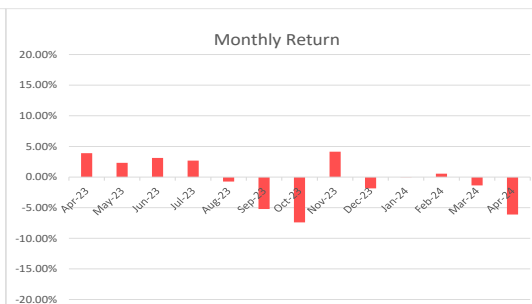
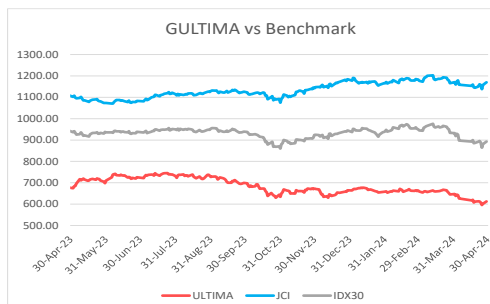
SECTOR ALLOCATION



• IENR
• IENR
• IENR
• IENR
• IENR
• IENR
• IENR
• IENR
• IENR
• IENR

UNIT PRICE

613



INVESTMENT RETURN	1mth	3mth	12mth	YTD	2023	2022	2021	Since Inception
Generali Equity Ultima	-6.11%	-6.87%	-10.17%	-6.90%	-4.63%	-36.94%	11.87%	-38.73%
IHSG*	-0.75%	0.36%	4.61%	-0.53%	6.16%	4.09%	10.08%	17.04%
IDX30**	-6.09%	-4.86%	-6.06%	-4.96%	1.45%	-1.80%	-1.03%	-10.75%

*IHSG (Jakarta Composite Index)

**IDX30 (Blue Chip Stocks)

Market Commentary

Generali Equity Ultima recorded a performance of -6.11% in April 2024. The JCI recorded a performance of -0.75% in April 2024 hovering around the 7200 level. The lackluster performance of the stock market could be attributed to the low optimism of market participants. Firstly, there were signs that the FED might delay the rate cuts due to the high US inflation, high unemployment, and slowing US economic growth, which may have contributed to the deteriorating global market sentiment. Secondly, there were unstable geopolitical events like the increasing Middle East tensions and the unresolved Ukraine conflict. Lastly, there was a Rp 15.9 trillion outflow of foreign funds from the stock market from the foreign sales of domestic stock. Regardless, the Indonesian economy still supported growth, as shown by the high manufacturing PMI (52.9 in April vs 54.2 in March), a slightly lowered inflation rate (3% YoY in April vs 3.05% YoY in March), an increased GDP growth rate (1Q24 5.11% vs 4Q23 5.04%). Nevertheless, the following large-cap stocks represented the stock market movement this month (e.g., BBRI -18.35%, BMRI -4.83%, BBCA -2.73%, TLKM -8.65%, ASII +0.00%, BNNI -11.02%, PGAS +8.09%, AMMN +10.86%, BREN +71.63%, BRPT +7.94%).

OTHER INFORMATION

Launching Date	: 17 October 2019
NAV on Launching Date	: Rp 1,000/unit
Currency	: IDR
Total AUM	: Rp 711,594,135,959.47
Total Unit	: 1,161,400,813.0000 units
Management Fee	: up to 2.70% p.a
Fund Manager	: Generali Indonesia
Custodian Bank	: Deutsche Bank
Valuation Method	: Daily

DISCLAIMER :
GENERALI EQUITY ULTIMA IS A FUND ON UNIT-LINK PRODUCT OFFERED BY PT ASURANSI JIWA GENERALI INDONESIA. THIS REPORT HAS BEEN PREPARED BY PT ASURANSI JIWA GENERALI INDONESIA FOR INFORMATIONAL PURPOSE ONLY. THIS REPORT IS NOT A SOLICITATION TO SUBSCRIBE. ALL RELEVANT THINGS HAS BEEN CONSIDERED TO MAKE SURE THE REPORT IS CORRECT, BUT THERE IS NO GUARANTEE THAT THE INFORMATION IS ACCURATE AND COMPLETE. PT ASURANSI JIWA GENERALI INDONESIA SHALL ASSUME NO LIABILITY FOR ANY LOSS ARISING FROM RELIANCE ON IT. PAST PERFORMANCE IS NOT NECESSARILY A GUIDE TO FUTURE PERFORMANCE. THE UNIT PRICE MAY RISE AS WELL AS FALL AND AS SUCH PERFORMANCE CANNOT BE GUARANTEED. POTENTIAL INVESTOR SHOULD CONSULT THEIR FINANCIAL CONSULTANT BEFORE INVESTING.